

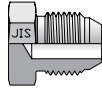

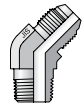



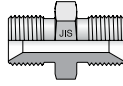


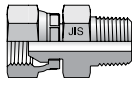
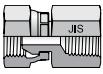
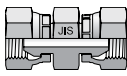


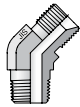








JIS Fittings

H

 <p>30° Flare</p>	<p>F3T4 BSPT / 30° Flare</p>  <p>H5</p>	<p>PNMT4 Plug</p>  <p>H5</p>	<p>FNMT4 Cap</p>  <p>H5</p>	<p>V3T4 BSPT / 30° Flare</p>  <p>H5</p>	<p>C3T4 BSPT / 30° Flare</p>  <p>H5</p>
 <p>60° Cone</p>	<p>F3P4 BSPT / 60° Cone</p>  <p>H5</p>	<p>HP4 Union</p>  <p>H6</p>	<p>G3P4 BSPT / 60° Cone</p>  <p>H6</p>	<p>PNMP4 Plug</p>  <p>H6</p>	<p>F63P4 60° Swivel / BSPT</p>  <p>H6</p>
<p>G63P4 60° Swivel / BSPT</p>  <p>H6</p>	<p>HP46 Union Swivel</p>  <p>H6</p>	<p>FNMP4 Cap</p>  <p>H7</p>	<p>C3P4 BSPT / 60° Cone</p>  <p>H7</p>	<p>V3P4 BSPT / 60° Cone</p>  <p>H7</p>	
 <p>B2351 Port</p>	<p>P47OMN Hex Head Plug</p>  <p>H7</p>				

O-Rings and Seals (Shown in Section N)

 <p>JIS O-Rings and Seals</p>	<p>JIS B2351 O-Ring</p>  <p>N7</p>
---	--

Dimensions and pressures for reference only, subject to change.

JIS Fittings

Parker introduced Japanese Industrial Standard (JIS) adapters in the early 1990s to address market requirements for OEM and replacement fittings. These fittings are typically used as hose adapters on equipment designed and/or manufactured in Japan and Korea. Parker's JIS adapters are designed with 30° flare and 60° cone connections and typically incorporate BSP threads.

Parker JIS adapters are designed with BSPP and BSPT port ends and two styles of hose ends: T4 (30° flare, BSPP threads) and P4 (60° cone, BSPP threads). Two additional Parker series of fittings, KA (Komatsu flare) and K4 (BS B5200) adapters, are similar to JIS style fittings and appear in sections I and J of this catalog.

The T4 and P4 interfaces, as shown in Fig. H1, provide end user flexibility of connecting to the most common Parker hose ends available as listed in Table H1.

Parker's JIS adapter offering that uses the BSPP port connection are manufactured in accordance with the JIS B2351 type "O" port connection which is commonly used for higher pressure systems. Fig. H2 illustrates this port connection and Table H2 shows appropriate JIS B2351 O-rings and dash sizes.

It should be noted that Parker offers two very similar cone style BSPP adapters — P4 and K4. Parker's K4 (60 cone, BSPP) fittings conform to BS5200, while Parker's JIS cone adapters meet JIS B8363 specifications. **These fittings, while very similar, are not interchangeable.** See the I section of this catalog for more specific information on their differences.

Design and Construction

Construction: Shaped JIS adapters are manufactured from a hot forged construction. Straight adapters are manufactured from cold drawn barstock.

Threads: The standard JIS products are manufactured with the thread forms listed below:

BSPP Threads: ISO 228-1 G, JIS B 0202,
BSPT Threads: ISO 7/1, JIS B 0203

Identification: All Parker JIS fittings are stamped with "JIS" for positive identification and differentiation from similar style fittings.

Reference Locations

Dynamic Pressure Ratings: Please refer to the last column of part number tables located on the following pages of this section for the appropriate dynamic pressure ratings.

Standard Material Specifications: Please refer to Table U1 located in the Appendix section.



Fig. H1 – JIS T4 and P4 Interfaces

Adapter Connection End	Mating Parker Hose Fitting Series
P4 / P46	UT, GU, G1, G2
T4 / T46	FU

Table H1 – Parker JIS Fittings Hose Adaptability

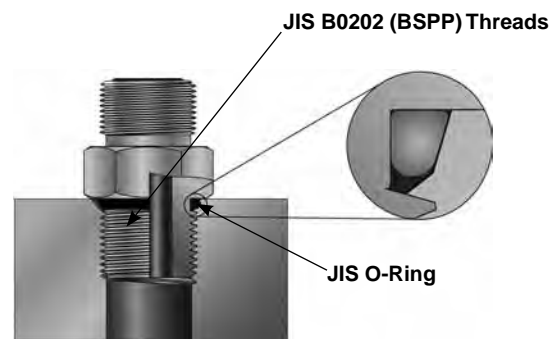


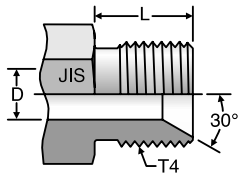
Fig. H2 – JIS B2351 Type "O" Port Connection

"G" Thread BSPP per ISO 228-1 JIS B 0202	Dash Size	Port O-Ring (See Pg. N6)
1/8-28	2	P8
1/4-19	4	P11
3/8-19	6	P14
1/2-14	8	P18
3/4-14	12	P24
1-11	16	P29

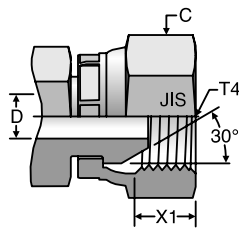
Table H2 – JIS B2351 Port Threads and O-Rings as shown in Fig. H2

Dimensions and pressures for reference only, subject to change.

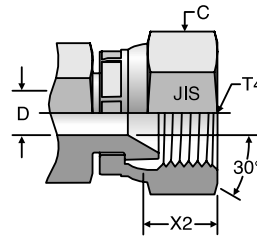
JIS Ends



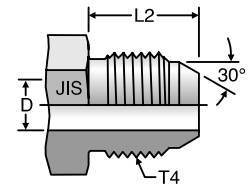
JIS Male, 60° Seat



**JIS Swivel
for 60° Seat**



**JIS Swivel
for 30° Flare**



JIS Male, 30° Flare

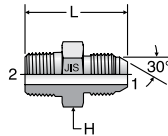
	BSPP Thread	Swivel Hex	Drill	Male Turn Back		Assembly Allowance	
Dash Size	T4 BSPP	C (in)	D (in)	L (in)	L2 (in)	X1 (in)	X2 (in)
4	1/4-19	.75	0.177	.570	.606	0.35	0.36
6	3/8-19	.88	0.275	.609	.684	0.29	0.38
8	1/2-14	1.06	0.433	.726	.763	0.46	0.53
12	3/4-14	1.44	0.625	.805	.842	0.55	0.56
16	1-11	1.63	0.828	.883	.881	0.53	0.58

Dimensions and pressures for reference only, subject to change.

F3T4

Male Connector
30° Flare / BSPT

Mates with FU Style hose fittings

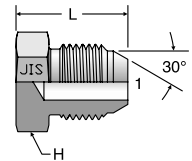


TUBE FITTING PART #	END SIZE		H HEX (in.)	L (in.)	Dynamic Pressure (x 1,000 PSI)
	1 BSPP	2 BSPT			S
	4F3T4	1/4 - 19			1/4 - 19
4-6F3T4	1/4 - 19	3/8 - 19	0.88	1.51	5.0
6-4F3T4	3/8 - 19	1/4 - 19	0.88	1.59	5.0
6F3T4	3/8 - 19	3/8 - 19	0.88	1.59	5.0
8-6F3T4	1/2 - 14	3/8 - 19	1.06	1.70	5.0
8F3T4	1/2 - 14	1/2 - 14	1.06	1.89	5.0
12F3T4	3/4 - 14	3/4 - 14	1.44	2.10	4.0
16F3T4	1-11	1-11	1.63	2.30	3.0

PNMT4

Plug
30° Flare

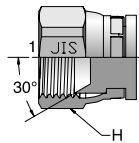
Mates with FU Style hose fittings



TUBE FITTING PART #	END SIZE		H HEX (mm)	L (in.)	Dynamic Pressure (x 1,000 PSI)
	1 BSPP	2 BSPT			S
	4PNMT4	1/4 - 19			
6PNMT4	3/8 - 19		19	0.97	5.0
8PNMT4	1/2 - 14		22	1.11	5.0
12PNMT4	3/4 - 14		30	1.26	4.0
16PNMT4	1-11		36	1.30	3.0

FNMT4

Cap
30° Flare

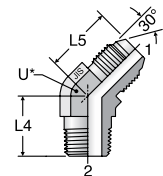


TUBE FITTING PART #	END SIZE		H HEX (in.)	Dynamic Pressure (x 1,000 PSI)
	1 BSPP	2 BSPT		S
	4FNMT4	1/4 - 19		
6FNMT4	3/8 - 19		0.88	5.0
8FNMT4	1/2 - 14		1.06	5.0
12FNMT4	3/4 - 14		1.44	4.0
16FNMT4	1-11		1.63	3.0

V3T4

45° Male Elbow
30° Flare / BSPT

Mates with FU Style hose fittings



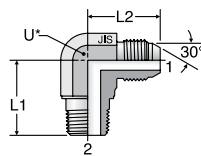
* Across wrench flats

TUBE FITTING PART #	END SIZE		L4 (in.)	L5 (in.)	U (in.)	Dynamic Pressure (x 1,000 PSI)
	1 BSPP	2 BSPT				S
	4V3T4	1/4 - 19				1/4 - 19
6V3T4	3/8 - 19	3/8 - 19	0.87	0.97	0.75	5.0
8V3T4	1/2 - 14	1/2 - 14	1.06	1.10	0.88	5.0
12V3T4	3/4 - 14	3/4 - 14	1.18	1.24	1.06	4.0
16V3T4	1-11	1-11	1.37	1.26	1.31	3.0

C3T4

Male Elbow
30° Flare / BSPT

Mates with FU Style hose fittings



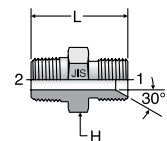
* Across wrench flats

TUBE FITTING PART #	END SIZE		L1 (in.)	L2 (in.)	U (in.)	Dynamic Pressure (x 1,000 PSI)
	1 BSPP	2 BSPT				S
	4C3T4	1/4 - 19				1/4 - 19
6C3T4	3/8 - 19	3/8 - 19	1.18	1.14	0.75	5.0
8C3T4	1/2 - 14	1/2 - 14	1.42	1.33	0.88	5.0
12C3T4	3/4 - 14	3/4 - 14	1.69	1.50	1.06	4.0
16C3T4	1-11	1-11	1.97	1.74	1.31	3.0

F3P4

Male Connector
60° Cone / BSPT

Mates with GU, G1 and G2 Style hose fittings



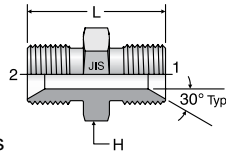
TUBE FITTING PART #	END SIZE		H HEX (in.)	L (in.)	Dynamic Pressure (x 1,000 PSI)
	1 BSPP	2 BSPT			S
	4F3P4	1/4 - 19			1/4 - 19
6F3P4	3/8 - 19	3/8 - 19	0.88	1.50	5.0
8F3P4	1/2 - 14	1/2 - 14	1.06	1.81	5.0
12F3P4	3/4 - 14	3/4 - 14	1.44	2.05	4.0
16F3P4	1-11	1-11	1.63	2.28	3.0

Dimensions and pressures for reference only, subject to change.

HP4

Union
60° Cone

Mates with GU, G1 and G2 Style hose fittings

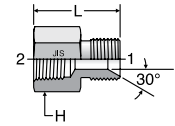


TUBE FITTING PART #	END SIZE		H HEX (in.)	L (in.)	Dynamic Pressure (x 1,000 PSI)
	1 & 2 BSPP				S
4HP4	1/4 - 19		0.75	1.34	5.0
6HP4	3/8 - 19		0.88	1.50	5.0
8HP4	1/2 - 14		1.06	1.81	5.0
12HP4	3/4 - 14		1.44	2.05	4.0
16HP4	1-11		1.63	2.28	3.0

G3P4

Female Connector
60° Cone / BSPT

Mates with GU, G1 and G2 Style hose fittings

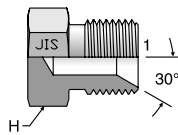


TUBE FITTING PART #	END SIZE		H HEX (in.)	L (in.)	Dynamic Pressure (x 1,000 PSI)
	1 BSPP	2 BSPT			S
4G3P4	1/4 - 19	1/4 - 19	0.75	1.22	5.0
6G3P4	3/8 - 19	3/8 - 19	0.88	1.34	5.0
8G3P4	1/2 - 14	1/2 - 14	1.06	1.58	5.0
12G3P4	3/4 - 14	3/4 - 14	1.44	1.73	4.0
16G3P4	1-11	1-11	1.63	1.93	3.0

PNMP4

Plug
60° Cone

Mates with GU, G1 and G2 Style hose fittings

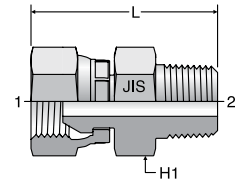


TUBE FITTING PART #	END SIZE		H HEX (mm)	Dynamic Pressure (x 1,000 PSI)
	1 BSPP			S
4FNMP4	1/4 - 19		17	5.0
6FNMP4	3/8 - 19		19	5.0
8FNMP4	1/2 - 14		22	5.0
12FNMP4	3/4 - 14		30	4.0
16FNMP4	1-11		36	3.0

F63P4

Swivel Male Connector
60° Swivel / BSPT

Mates with UT Style hose fittings

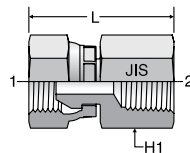


TUBE FITTING PART #	END SIZE		H1 HEX (in.)	L (in.)	Dynamic Pressure (x 1,000 PSI)
	1 BSPP	2 BSPT			S
4F63P4	1/4 - 19	1/4 - 19	0.75	1.73	5.0
6F63P4	3/8 - 19	3/8 - 19	0.88	1.94	5.0
8F63P4	1/2 - 14	1/2 - 14	1.06	2.25	5.0
12F63P4	3/4 - 14	3/4 - 14	1.44	2.55	4.0
16F63P4	1-11	1-11	1.63	2.77	3.0

G63P4

Swivel Female Connector
60° Swivel / BSPT

Mates with UT Style hose fittings

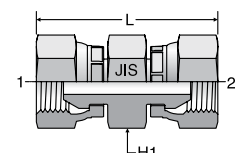


TUBE FITTING PART #	END SIZE		H1 HEX (in.)	L (in.)	Dynamic Pressure (x 1,000 PSI)
	1 BSPP	2 BSPT			S
4G63P4	1/4 - 19	1/4 - 19	0.75	1.61	5.0
6G63P4	3/8 - 19	3/8 - 19	0.88	1.78	5.0
8G63P4	1/2 - 14	1/2 - 14	1.06	2.02	5.0
12G63P4	3/4 - 14	3/4 - 14	1.44	2.20	4.0
16G63P4	1-11	1-11	1.63	2.52	3.0

HP46

Swivel Union Connector
60° Swivel

Mates with UT Style hose fittings



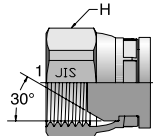
TUBE FITTING PART #	END SIZE		H1 HEX (in.)	L (in.)	Dynamic Pressure (x 1,000 PSI)
	1 & 2 BSPP				S
4HP46	1/4 - 19		0.75	2.12	5.0
6HP46	3/8 - 19		0.88	2.37	5.0
8HP46	1/2 - 14		1.06	2.73	5.0
12HP46	3/4 - 14		1.44	2.96	4.0
16HP46	1-11		1.63	3.24	3.0

Dimensions and pressures for reference only, subject to change.

FNMP4

Cap
60° Cone

Mates with UT Style hose fittings

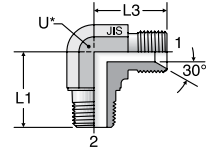


TUBE FITTING PART #	END SIZE		H HEX (in.)	Dynamic Pressure (x 1,000 PSI)
	1 BSPP	2 BSPT		S
4FNMP4	1/4 - 19		0.75	5.0
6FNMP4	3/8 - 19		0.88	5.0
8FNMP4	1/2 - 14		1.06	5.0
12FNMP4	3/4 - 14		1.44	4.0
16FNMP4	1-11		1.63	3.0

C3P4

90° Male Elbow
60° Cone / BSPT

Mates with GU, G1 and G2 Style hose fittings



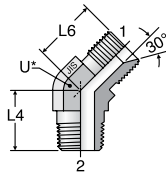
* Across wrench flats

TUBE FITTING PART #	END SIZE		L1 (in.)	L3 (in.)	U (in.)	Dynamic Pressure (x 1,000 PSI)
	1 BSPP	2 BSPT				S
4C3P4	1/4 - 19	1/4 - 19	1.00	0.96	0.56	5.0
6C3P4	3/8 - 19	3/8 - 19	1.18	1.14	0.75	5.0
8C3P4	1/2 - 14	1/2 - 14	1.42	1.28	0.88	5.0
12C3P4	3/4 - 14	3/4 - 14	1.69	1.56	1.06	4.0
16C3P4	1-11	1-11	1.97	1.74	1.31	3.0

V3P4

45° Male Elbow
60° Cone / BSPT

Mates with GU, G1 and G2 Style hose fittings

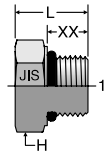


TUBE FITTING PART #	END SIZE		L4 (in.)	L6 (in.)	U (in.)	Dynamic Pressure (x 1,000 PSI)
	1 BSPP	2 BSPT				S
4V3P4	1/4 - 19	1/4 - 19	0.75	0.81	0.56	5.0
6V3P4	3/8 - 19	3/8 - 19	0.87	0.91	0.75	5.0
8V3P4	1/2 - 14	1/2 - 14	1.06	1.05	0.88	5.0
12V3P4	3/4 - 14	3/4 - 14	1.18	1.18	1.06	4.0
16V3P4	1-11	1-11	1.37	1.30	1.31	3.0

P47OMN

Plug

Hex head plug for JIS B2351



TUBE FITTING PART #	END SIZE		H HEX (mm)	L (mm)	XX (mm)	Dynamic Pressure (x 1,000 PSI)
	1 BSPP	2 BSPT				S
4P47OMN	1/4 - 19		19	19.1	11.2	5.0
6P47OMN	3/8 - 19		22	20.0	11.2	5.0
8P47OMN	1/2 - 14		27	24.1	14.5	5.0
12P47OMN	3/4 - 14		36	26.9	14.5	4.0
16P47OMN	1-11		41	31.0	18.5	3.0

Dimensions and pressures for reference only, subject to change.

