


Test Couplings



Test Adaptors



Test Hoses and Connectors



Germany

Walter Stauffenberg GmbH & Co. KG

Im Ehrenfeld 4
58791 Werdohl
Tel.: +49 2392 91 60
Fax: +49 2392 91 61 60
E-Mail: sales@stauff.com
www.stauff.com

STAUFF products and services are globally available through wholly-owned subsidiaries and a tight network of authorised distributors and representatives in all major industrial regions of the world.

You can find detailed contact information on the last two pages of this product catalogue or at www.stauff.com.



Please note: Unless otherwise stated, all data and figures in this product catalogue are approximate values and are only valid as references, which are not binding (also in respect to any third parties' rights of protection) and thus do not release the customer / user from checking and testing the suitability of the products for the foreseen purposes. Therefore, data and figures can only be used in a limited sense for construction purposes.

The application of the products is beyond the control possibilities of the manufacturer and, therefore, is exclusively subject to the responsibility of the customer / user.

In the event that a liability is nevertheless considered, any compensation will be limited to the value of the goods supplied by the manufacturer and used by the customer / user. As a matter of course, the manufacturer guarantees the perfect quality of all products in accordance with the General Terms and Conditions of Business and Sale.

Subject to modifications due to the ongoing development and improvement of the products.

With the publication of this product catalogue, previous editions are no longer valid.




| | | |
|---|----------------|----------|
| Introduction | 4 - 11 | |
| Test Couplings | 12 - 53 | A |
| Test Adaptors | 54 - 59 | B |
| Test Hoses and Connectors | 60 - 71 | C |
| Technical Appendix | 72 - 77 | D |
| Appendix (Product-Specific Abbreviations / Global Contact Directory) | 78 - 85 | |





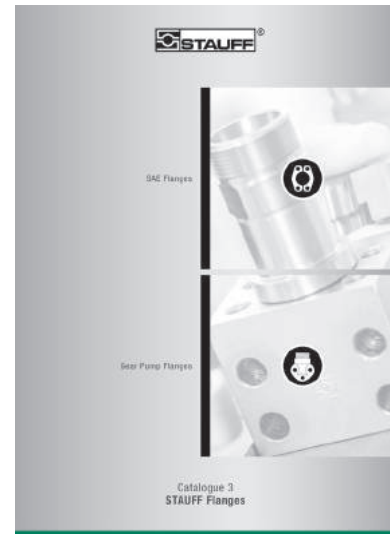
Catalogue 1 STAUFF Clamps

- Block Clamps
- Special Clamps
- Light Series Clamps
- Saddle Clamps
- U-Bolt Clamps
- Metal Clamps
- Construction Series



Catalogue 2 STAUFF Connect

- Tube Connectors
- Assembly Tools and Devices




Catalogue 3 STAUFF Flanges

- SAE Flanges
- Gear Pump Flanges



Catalogue 4 VOSWINKEL Hose Connectors

- Hose Connectors
- High-Pressure Hose Connectors



Catalogue 5 VOSWINKEL Quick Release Couplings

- Push-to-Connect Couplings
- Multi Couplings
- Screw-to-Connect Couplings



Catalogue 6 STAUFF Valves

- Two-Way Ball Valves
- Multi-Way Ball Valves
- Flow Control and Check Valves
- Gauge Isolator Valves





**Catalogue 7
STAUFF Test**

- Test Couplings
- Test Adaptors
- Test Hoses and Connectors



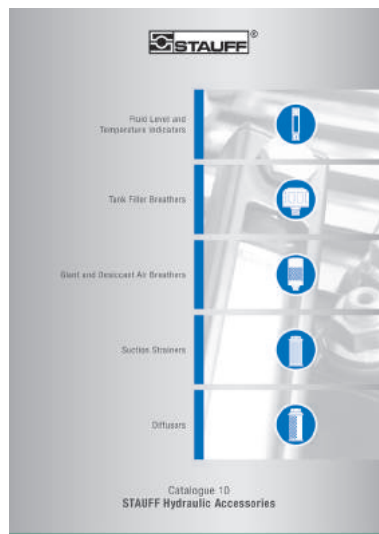
**Catalogue 8
STAUFF Diagtronics**

- Pressure Gauges
- Hydraulic Testers
- Oil Analysis Equipment



**Catalogue 9
STAUFF Filtration Technology**

- Replacement Filter Elements
- Pressure Filters
- Return-Line Filters
- In-Line Filters
- Spin-On Filters
- Offline and Bypass Filters
- Filtration Systems



**Catalogue 10
STAUFF Hydraulic Accessories**

- Fluid Level and Temperature Indicators
- Tank Filler Breathers
- Giant and Desiccant Air Breathers
- Suction Strainers
- Diffusers



For more than 50 years, the companies of STAUFF Group have been developing, manufacturing and distributing pipework equipment and hydraulic components for mechanical and plant engineering and for service and industrial maintenance.

In addition to mobile and industrial hydraulic machinery, typical applications also include commercial and special purpose vehicles, rail transportation and energy technology. Likewise, STAUFF products are used in marine, oil and gas applications and in the process, food and chemical industries.

The overall range currently includes about 40000 standard products as well as numerous special and system solutions according to customer's specifications or based on our in-house development.

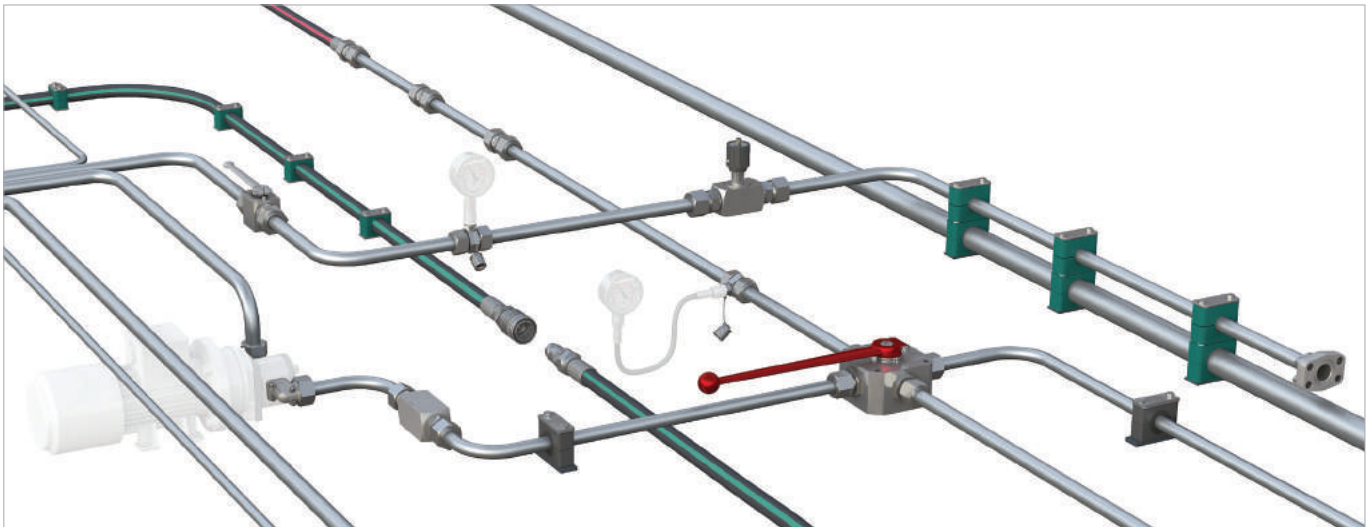
All STAUFF products undergo relevant testing in accordance with international regulations and are governed by the high standards of the in-house quality management system. Furthermore, many items have received certifications and approvals from various international institutes, organisations and authorities who have independently confirmed the quality and performance of the products.

Wholly-owned manufacturing, sales and service facilities in 18 countries and a tight global network of authorised distribution partners ensure high presence and service paired with a maximum of availability.



Quality Management – ISO 9001:2015
Environmental Management – ISO 14001:2015
Safety Management OHSAS – 18001:2007

STAUFF LINE Components



With the seven dedicated **STAUFF Line** product groups

- **STAUFF Clamps**
- **STAUFF Connect**
- **STAUFF Flanges**
- **VOSWINKEL Hose Connectors**
- **VOSWINKEL Quick Release Couplings**
- **STAUFF Valves**
- **STAUFF Test**

from own, in-house development and manufacturing, the companies of the STAUFF Group provide a comprehensive range of components for fastening and connecting pipes, tubes and hoses for mobile and industrial hydraulic applications and many other industries.

The portfolio is completed by components for shutting-off, regulating, throttling and measuring fluid media.

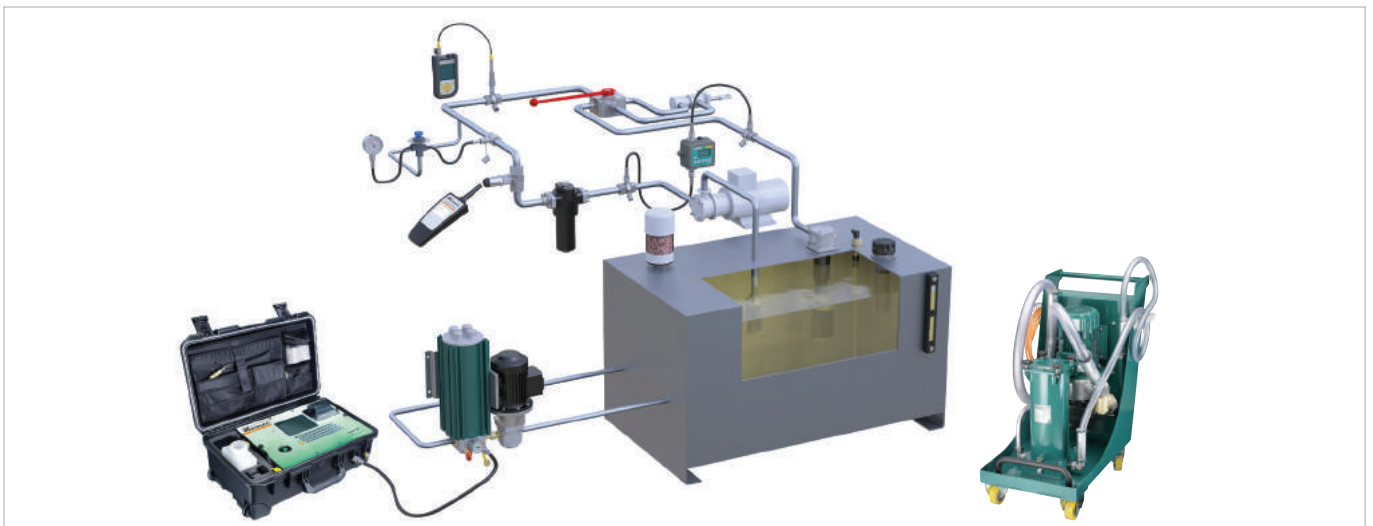
In order to perfectly match each other, STAUFF Line products are designed and offered on a high, uniform level of quality. A large proportion of the range made from steel comes as standard with the premium STAUFF Zinc/Nickel surface coating, which is also optionally available for many of the other components.

This coating offers the most reliable surface protection far beyond the previous market standards – even after transport, handling and assembly of the components – and meets all current legal requirements.

If desired, Original Equipment Manufacturers can be supported with value-added services, from **technical consultation to pre-assembly, assembly and kitting** as well as **logistics services**:

- Support with the **selection of suitable standard components** and ordering options; provision of **customised solutions** according to customer's specifications or based on our in-house development – from prototyping to large scale production
- **Analysis and optimization** of existing and design and developments of new systems aimed at increasing the efficiency and performance of machines and equipment and creating value for customers by reducing the total cost
- **Pre-assembly, assembly and kitting** of individual components to customer-specific system modules
- Individually coordinated **procurement solutions** (e.g. web shop and electronic data interchange) and **supply models** (e.g. from warehousing of customised components to Kanban logistics and just-in-time delivery of pre-fabricated system modules to the assembly lines of the customers) aimed at optimising material flows





Aligned with the needs of the market, the product groups

- **STAUFF Test**
- **STAUFF Diagtronics**
- **STAUFF Filtration Technology**
- **STAUFF Hydraulic Accessories**

include a comprehensive range of analogue and digital measuring equipment and devices, filtration systems and replacement filter elements as well as accessories for the construction of tanks, reservoirs, power packs and gear boxes in mobile and industrial hydraulics.

The offer is completed by relevant value-added services:

- Support with the **selection of suitable components** and ordering options; provision of **customised solutions** according to customer's specifications or based on our in-house development – from prototyping to large scale production
- Analysis of existing hydraulic circuits aimed at filtration systems, tank components and monitoring devices that perfectly match to the specific requirements, and developing integrated concepts to increase the efficiency and performance of machines and equipment
- Individually coordinated **procurement solutions** and **supply models**





STAUFF Test

Test couplings from the STAUFF Test product range are already planned in suitable positions in the hydraulic system during the design phase of a machine, or added at a later stage in the course of retrofitting or upgrading.

They allow machine operators and maintenance personnel to easily and safely connect analogue and digital measuring and display devices for the temporary testing or continuous monitoring of system pressure and other factors.

If required, they also allow venting of the system as well as collecting representative fluid samples, e.g. for analysing the degree of contamination of the fluid.

This type of connection requires no tools and can also be carried out during operation under full system pressure up to 630 bar / 9135 PSI (depending on the type of coupling).

The check valve (ball or poppet valve) integrated into the test coupling opens only after connection of the measuring and display device with suitable adapters or test hoses, which complete the product range. This guarantees safe sealing of the connection without any risks of leakages or fluid escaping from the system.

During production, STAUFF test couplings are not crimped after insertion of the internal valve components and seals but rather closed with a threaded nipple in a fully automated process, which secures the proper functioning of the couplings under permanent loads.

The vibration protection feature, which prevents self-loosening of the protective metal cap caused by vibrations in the system, is another competitive advantage.


For the finishing of the test coupling range in carbon steel, STAUFF relies on the STAUFF Zinc/Nickel surface coating which has proven successful for many years. It provides reliable surface protection – even after transport, handling and assembly – and meets all current legal requirements.

Versions in stainless steel V2A and V4A are generally available from stock. Alternative materials and surfaces are available on request.

For selected types and series, independent certificates and approvals can be provided:

- Military approval for use as gas filling valves for nitrogen accumulators by the German Bundeswehr (Wehrtechnische Dienststelle für Pionier- und Truppengerät)
- DVGW registration as test points for gas pressure control systems, issued by the German Technical and Scientific Association for Gas and Water





STAUFF Zinc/Nickel Coating



Layers

- Sealing
- Passivation
- Zinc/Nickel
- Steel

With at least 1200 hours resistance against red rust, the STAUFF Zinc/Nickel surface coating offers excellent surface protection – even after transport, handling and assembly. This was confirmed by testing in the salt-spray chamber according to DIN EN ISO 9227.

Users across all industries and applications benefit from sophisticated technology, which has been developed for and used by the very demanding automotive industry for many years now and that is already the proven standard for a large proportion of STAUFF components since 2007.

- At least 1200 hours resistance to red rust / base metal corrosion under practical conditions in the salt-spray chamber according to DIN EN ISO 9227
- White rust occurs only by way of a slight grey haze
- Surpassing the requirements of the corrosion protection class K5 as defined by the VDMA, the German Engineering Association (360 hours resistance to white rust / 720 hours resistance to red rust)
- Free of hexavalent chrome Cr(VI)
- ELV compliant according to 2000/53/EC (End of Life Vehicles Directive)
- REACH compliant according to 1907/2006/EC (Registration, Evaluation, Authorisation and Restriction of Chemicals)
- RoHS compliant according to 2002/95/EC (Restrictions of the Use of Hazardous Substances)
- Appealing colour scheme with a bright semi-gloss surface finish – comparable to Stainless Steel
- Significantly reduced tendency to corrosion by contact with other metals (such as Aluminium and Stainless Steel)
- Improved abrasion resistance due to the ductility / plastic deformability of the coating
- Little to no risk of triggering allergies – nickel release is down to only a fraction of the statutory limits relating to objects which come into direct and prolonged contact with the skin (independent results of the reference test method according to DIN EN 1811 are available on request)
- Good paint adhesion properties
- Resistance against all commonly used hydraulic media





www.stauff.com/catalogues

The STAUFF online catalogue centre at www.stauff.com/catalogues provides fast and direct access to digital versions of this as well as other STAUFF product catalogues in all available languages.

Online Page-Flip Catalogues

- Easy navigation through index or the powerful full text search functionality
- Contents can be shared and forwarded by e-mail, printed or downloaded and saved in PDF file format
- Also suitable for mobile devices

Download Catalogues

- Download entire product catalogues and save them in PDF file format

Catalogue Request

- Contact form to request printed copies of the product catalogue as well as digital copies on CD-ROM or USB stick

The fastest way to the online page-flip catalogue:

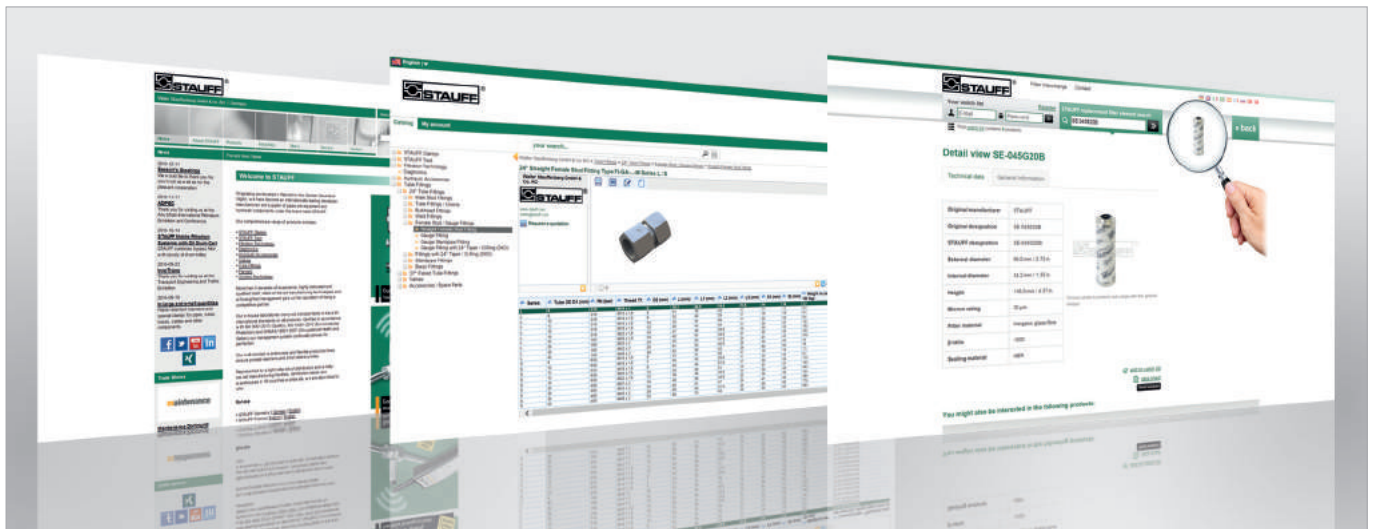
The links that can be found at the bottom edge of all pages of this product catalogue will lead you directly to the corresponding page in the online page-flip catalogue.

In doing so, contents can be searched, shared and forwarded by e-mail, printed or downloaded and saved in PDF file format.

Scan the QR code next to the direct link with the camera of your mobile device* and also use the functions in this way.

* may require a suitable app





www.stauff.com

General information about the companies of STAUFF Group, latest business and product news as well as complete global contact details

www.stauff.com/cad

Immediate access to and free download of 3D models and 2D drawings for a growing number of STAUFF products


www.filterinterchange.com

Online database for the quick and easy identification and interchange of almost all common brands and types of replacement filter elements

Follow STAUFF and keep yourself updated:

- Facebook**
www.facebook.com/stauffgroup
- Twitter**
www.twitter.com/stauffgroup
- LinkedIn**
www.linkedin.com/company/stauff
- Youtube**
www.youtube.com/stauffgroup





Test 20 - Connection Thread M16 x 2 SMK-20 14 - 25

Introduction 14 - 15

Test Coupling with Ball Check



Test Coupling SMK-20 16

with Male Threaded Stud



Test Coupling SMK-20 Type G 17

with Straight 24° Fitting



Test Coupling SMK-20 Type K 19

With 24° Taper / O-ring (DKO)



Test Coupling SMK-20-JIC Type K 20

with 37° JIC Connection



Test Coupling SMK-20-JIC Type G 21

with Straight 37° JIC Connection



Swivel Run Tee SGV-JIC Type FM 22

with 37° JIC Connection



Test Coupling SMK-20 Type ORFS 23

with ORFS Connection



Bulkhead SSK-20 24



Test Adaptor SAD-20 24



**Gauge Adaptor SMA-20
SMD-20 25**

Test 20 - Connection Thread M16 x 2 SKK-20 26 - 31

Introduction 26 - 27

Test Coupling with Piston Valve



Test Coupling SKK-20 28

with Male Threaded Stud



Test Coupling SKK-20 Type G 29

with Straight 24° Fitting



Test Coupling SKK-20 Type K 31

With 24° Taper / O-ring (DKO)

Test 15 - Connection Thread M16 x 1,5 SMK-15

32 - 38

Introduction

32 - 33

Test Coupling with Ball Check


Test Coupling
with Male Threaded Stud

SMK-15 34


Test Coupling
with Straight 24° Fitting

SMK-15 Type G 35


Test Coupling
With 24° Taper / O-ring (DKO)

SMK-15 Type K 36


Bulkhead

SSK-15 37


Swivel Run Tee
with 37° JIC Connection

SGV-JIC Type FM 37


Test Adaptor

SAD-15 38


Gauge Adaptor

 SMA-15
SMD-15 38

Test 12 - Connection Thread S12,65 x 1,5 SKK-12

40 - 46

Introduction

40 - 41

Test Coupling with Piston Valve


Test Coupling
with Male Threaded Stud

SKK-12 42


Test Coupling
with Straight 24° Fitting

SKK-12 Type G 43


Test Coupling
With 24° Taper / O-ring (DKO)

SKK-12 Type K 44


Bulkhead

SSKK-12 45


Swivel Run Tee
with 37° JIC Connection

SGV-JIC Type FM 45


Test Adaptor

SAD-12 46


Gauge Adaptor

 SMA-12
SMD-12 46

Test 10 - Plug In System SMK-10

48 - 52

Introduction

48 - 49

Test Coupling with Ball Check


Test Coupling
with Male Threaded Stud

SMK-10 50


Gauge Adaptor

SMA-10 50


Test Coupling
with Straight 24° Fitting

SMK-10 Type G 51


Test Coupling
With 24° Taper / O-ring (DKO)

SMK-10 Type K 52


Special Test Coupling Solutions

53




Test Coupling with Ball Check
SMK-20

A



Test Coupling with Ball Check
SMK-20

A



Fast Coupling for

- Monitoring and control of pressure
- Venting
- Sampling in high- and low-pressure systems
- Connection Thread according to ISO 15171-2

Advantages

- Test system at working pressure
- Leak proof connection before **Ball Check** is open
- Simple connection to measurement, control and switching devices
- Self locking metal protective cap

Working Pressure

- Max. working pressure 630 bar / 9137 PSI
For SMK Type G and K the recommended working pressure of fitting manufacturer should be noted.
- Connection under pressure up to 400 bar / 5801 PSI max.

Materials

- **Metal Parts:**
Standard material: Steel, zinc/nickel-plated = **W3**
Optional:
Stainless Steel **W4** (1.4305 / AISI 303) on request
Stainless Steel **W5** (1.4571 / AISI 316Ti) on request
- **Ball:** Stainless Steel

▪ **Seal Types:**

B = NBR (Buna-N®)

(Temperature range -20 °C ... +100 °C / -4 °F ... +212 °F)

Note: Internal Seal Types made of FKM/FPM, even for standard NBR-type.

V = FKM (Viton®)*

(Temperature range -20 °C ... +200 °C / -4 °F ... +392 °F)

E = EPDM Ethylene Propylene Diene Monomer Rubber

(for Brake fluid,

Temperature range -40 °C ... +150 °C / -40 °F ... +302 °F)

Vibration safety O-ring made of NBR (Buna-N®).

Media

- Suitable for hydraulic oils and other Mineral oil based fluids (Check compatibility of Seal Type material)
- For use with other liquid media please contact STAUFF

Protection Cap

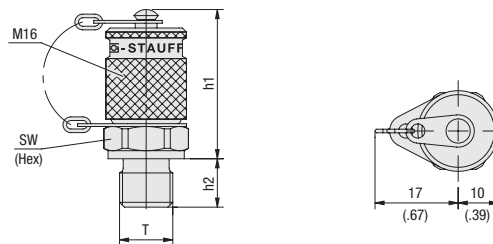
- The complete STAUFF-Test-20-type-SMK range is also available with a hexagonal protection cap made of steel or plastic protection cap.

| SMK-20 Test Coupling with Male Threaded Stud | SMK-20 Type G Test Coupling with Straight 24° Fitting | SMK-20 Type K Test Coupling With 24° Taper / O-ring (DKO) | SMK-20-JIC Test Coupling with 37° JIC Connection | SSK-20 Bulkhead |
|--|---|---|--|--------------------|
| | | | | |



Test Coupling with Male Threaded Stud

A

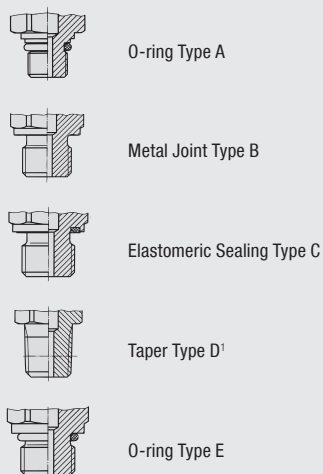


Ordering Codes

SMK-20*-G1/4*-B*-C*-SK*-W3

| | | |
|-------------------|--|---|
| * Type | Test Coupling with Ball Check | SMK |
| * Series | STAUFF Test 20 (Connection Thread M16x2) | -20 |
| * Port Connection | acc. to dimension table | -G1/4 |
| * Seal Material | NBR (Buna-N®) FKM (Viton®) EPDM | -B -V -E |
| * Seal Type | O-ring Type A Metal Joint Type B Elastomeric Sealing Type C Taper Type D O-ring Type E | -A -B -C -D -E |
| * Protection Cap | Knurled protection cap Hexagonal protection cap Plastic protection cap | - -SK -KK |
| * Material Code | Steel, zinc/nickel-plated Stainless Steel V2A - 1.4305 (AISI 303) Stainless Steel V4A - 1.4571 (AISI 316 Ti) | -W3 -W4 -W5 |

Seal Type

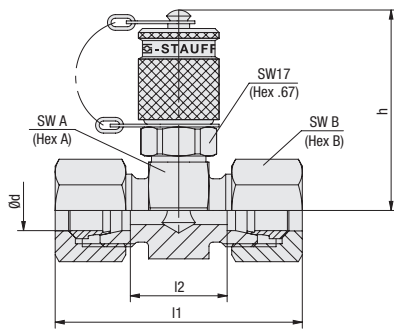


For further information on Seal Types, please see page 74-77.

| Thread | Seal Type | Working Pressure (^{bar} / _{PSI}) | Dimensions (^{mm} / _{in}) | | | Torque (^{Nm} / _{ft·lb}) ca. | Weight (^{kg} / _{lbs}) ca. per 100 | Ordering Codes (Standard Option) |
|-------------|-----------|---|---|------|-----------------|--|---|-------------------------------------|
| | | | h1 | h2 | Hex Thread T | | | |
| M8 x 1 | Type A | 250 | 38 | 8,5 | 17 | 6 | 6,10 | SMK-20-M8x1-B-A-W3 |
| | | 3625 | 1.50 | .33 | .67 | 4.4 | 13.42 | |
| | | 630 | 38 | 9,8 | 17 | 12 | 6,70 | SMK-20-M10x1-B-A-W3 |
| M10 x 1 | Type A | 9137 | 1.50 | .39 | .67 | 8.8 | 14.74 | |
| | | 400 | 37 | 8 | 17 | 18 | 6,60 | SMK-20-M10x1-B-B-W3 |
| M12 x 1,5 | Type A | 5801 | 1.46 | .31 | .67 | 13.3 | 14.52 | |
| | | 630 | 37 | 12 | 17 | 35 | 7,00 | SMK-20-M12x1.5-B-B-W3 |
| M14 x 1,5 | Type A | 9137 | 1.46 | .47 | .67 | 25.8 | 15.40 | |
| | | 630 | 37 | 12 | 19 | 55 | 7,50 | SMK-20-M14x1.5-B-B-W3 |
| M16 x 1,5 | Type A | 9137 | 1.46 | .47 | .75 | 40.6 | 16.50 | |
| | | 630 | 37 | 12 | 22 | 70 | 8,40 | SMK-20-M16x1.5-B-B-W3 |
| G1/8 | Type B | 9137 | 1.46 | .47 | .87 | 51.6 | 18.48 | |
| | | 400 | 39 | 8 | 17 | 18 | 6,90 | SMK-20-G1/8-B-B-W3 |
| G1/4 | Type B | 5801 | 1.54 | .31 | .67 | 13.3 | 15.18 | |
| | | 630 | 37 | 12 | 19 | 55 | 7,30 | SMK-20-G1/4-B-B-W3 |
| G3/8 | Type B | 9137 | 1.46 | .47 | .75 | 40.6 | 16.06 | |
| | | 630 | 37 | 12 | 22 | 90 | 8,90 | SMK-20-G3/8-B-B-W3 |
| M10 x 1 | Type C | 9137 | 1.46 | .47 | .87 | 66.4 | 19.58 | |
| | | 400 | 39 | 8 | 17 | 18 | 6,80 | SMK-20-M10x1-B-C-W3 |
| M12 x 1,5 | Type C | 5801 | 1.54 | .31 | .67 | 13.3 | 14.96 | |
| | | 630 | 37 | 12 | 17 | 35 | 6,90 | SMK-20-M12x1.5-B-C-W3 |
| M14 x 1,5 | Type C | 9137 | 1.46 | .47 | .67 | 25.8 | 15.18 | |
| | | 630 | 37 | 12 | 19 | 50 | 7,70 | SMK-20-M14x1.5-B-C-W3 |
| M16 x 1,5 | Type C | 9137 | 1.46 | .47 | .75 | 36.9 | 16.94 | |
| | | 630 | 37 | 12 | 22 | 60 | 8,70 | SMK-20-M16x1.5-B-C-W3 |
| G1/8 | Type C | 9137 | 1.46 | .47 | .87 | 44.2 | 19.14 | |
| | | 400 | 39 | 8 | 17 | 18 | 6,80 | SMK-20-G1/8-B-C-W3 |
| G1/4 | Type C | 5801 | 1.54 | .31 | .67 | 13.3 | 14.96 | |
| | | 630 | 37 | 12 | 19 | 45 | 8,10 | SMK-20-G1/4-B-C-W3 |
| G3/8 | Type C | 9137 | 1.46 | .47 | .75 | 33.2 | 17.82 | |
| | | 630 | 37 | 12 | 22 | 80 | 8,90 | SMK-20-G3/8-B-C-W3 |
| G1/2 | Type C | 9137 | 1.46 | .47 | .87 | 59 | 19.58 | |
| | | 630 | 39 | 14 | 27 | 110 | 12,80 | SMK-20-G1/2-B-C-W3 |
| R1/8 K | Type D¹ | 9137 | 1.54 | .55 | 1.06 | 81.1 | 28.16 | |
| | | 400 | 37 | 8 | 17 | | 6,70 | SMK-20-R1/8K-B-D-W3 |
| R1/4 K | Type D¹ | 5801 | 1.46 | .31 | .67 | | 14.74 | |
| | | 630 | 35 | 12 | 17 | | 7,10 | SMK-20-R1/4K-B-D-W3 |
| 1/8 NPT | Type D¹ | 9137 | 1.38 | .47 | .67 | | 15.62 | |
| | | 400 | 36 | 10 | 17 | | 6,40 | SMK-20-1/8NPT-B-D-W3 |
| 1/4 NPT | Type D¹ | 5801 | 1.42 | .39 | .67 | | 14.08 | |
| | | 630 | 35 | 15 | 17 | | 7,30 | SMK-20-1/4NPT-B-D-W3 |
| 5/16-24 UNF | Type E | 9137 | 1.38 | .59 | .67 | | 16.06 | |
| | | 400 | 38 | 7,5 | 17 | 8 | 6,70 | SMK-20-5/16UNF-B-E-W3 |
| 7/16-20 UNF | Type E | 5.801 | 1.50 | .30 | .67 | 5.9 | 14.74 | |
| | | 630 | 38 | 9,1 | 17 | 20 | 7,00 | SMK-20-7/16UNF-B-E-W3 |
| 1/2-20 UNF | Type E | 9137 | 1.50 | .36 | .67 | 14.7 | 15.40 | |
| | | 630 | 38 | 9,2 | 17 | 25 | 7,20 | SMK-20-1/2UNF-B-E-W3 |
| 9/16-18 UNF | Type E | 9137 | 1.50 | .36 | .67 | 18.4 | 15.84 | |
| | | 630 | 37 | 10 | 19 | 35 | 7,60 | SMK-20-9/16UNF-B-E-W3 |
| 3/4-16 UNF | Type E | 9137 | 1.46 | .39 | .75 | 25.8 | 16.72 | |
| | | 630 | 37 | 11.1 | 19 | 70 | 9,58 | SMK-20-3/4UNF-B-E-W3 |
| M10 x 1 | Type E | 9137 | 1.46 | .44 | .75 | 51.6 | 21.08 | |
| | | 630 | 38 | 9,5 | 17 | 18 | 6,60 | SMK-20-M10x1-B-E-W3 |
| M12 x 1,5 | Type E | 9137 | 1.50 | .37 | .67 | 13.3 | 14.52 | |
| | | 630 | 37 | 11 | 17 | 35 | 6,90 | SMK-20-M12x1.5-B-E-W3 |
| M14 x 1,5 | Type E | 9137 | 1.46 | .43 | .67 | 25.8 | 15.18 | |
| | | 630 | 38 | 11 | 19 | 45 | 7,80 | SMK-20-M14x1.5-B-E-W3 |
| M14 x 1,5 | Type E | 9137 | 1.50 | .43 | .75 | 33.2 | 17.16 | |
| | | 630 | 38 | 11 | 19 | 45 | 7,80 | SMK-20-M14x1.5-B-E-W3 |

¹ Suitable liquid / plastic sealant required.
Alternative materials and surface finishings are available upon request. Contact STAUFF for further information.
Torque recommendations for Steel mating material.



**Test Coupling with Straight 24° Fitting
SMK-20 Type G**
A


| Series | PN (bar/psi) | Pipe Ød | Dimensions (mm/in) | | | | | Weight (kg/lbs) ca. per 100 ¹ | Ordering Codes (Standard Option) ² |
|-------------|-----------------|------------|-----------------------|------|------|--------|----------------------|--|--|
| | | | ~11 ³ | I2 | h | Hex A | Hex B | | |
| L | 315 4568 | 6 | 51 | 21 | 49 | 24 | 14 | 14,80 | SMK-20-06L-B-G-W3-MS |
| | | | 2.01 | .83 | 1.93 | .94 | .55 | 32.56 | |
| | | 8 | 51 | 21 | 49 | 24 | 17 | 15,80 | SMK-20-08L-B-G-W3-MS |
| | | | 2.01 | .83 | 1.93 | .94 | .67 | 34.76 | |
| | | 10 | 53 | 23 | 49 | 24 | 19 | 16,70 | SMK-20-10L-B-G-W3-MS |
| | | | 2.09 | .91 | 1.93 | .94 | .75 | 36.74 | |
| | 12 | 53 | 23 | 50,5 | 27 | 22 | 20,00 | SMK-20-12L-B-G-W3-MS | |
| | | 2.09 | .91 | 1.99 | 1.06 | .87 | 44.00 | | |
| | 15 | 55 | 25 | 52 | 30 | 27 | 26,00 | SMK-20-15L-B-G-W3-MS | |
| | | 2.17 | .98 | 2.05 | 1.18 | 1.06 | 57.20 | | |
| | 18 | 57 | 24 | 53 | 32 | 32 | 32,20 | SMK-20-18L-B-G-W3-MS | |
| | | 2.24 | .94 | 2.09 | 1.26 | 1.26 | 70.84 | | |
| | 160 2320 | 22 | 61 | 28 | 55 | 36 | 36 | 38,90 | SMK-20-22L-B-G-W3-MS |
| | | | 2.40 | 1.10 | 2.17 | 1.42 | 1.42 | 85.58 | |
| | | 28 | 61 | 28 | 57,5 | 41 | 41 | 45,20 | SMK-20-28L-B-G-W3-MS |
| | | | 2.40 | 1.10 | 2.26 | 1.61 | 1.61 | 99.44 | |
| | | 35 | 69 | 26 | 60 | 46 | 50 | 63,80 | SMK-20-35L-B-G-W3-MS |
| | | | 2.72 | 1.02 | 2.36 | 1.81 | 1.97 | 140.36 | |
| 42 | 71 | 25 | 64,5 | 55 | 60 | 88,40 | SMK-20-42L-B-G-W3-MS | | |
| | 2.80 | .98 | 2.54 | 2.17 | 2.36 | 194.48 | | | |
| S | 630 9137 | 6 | 55 | 25 | 49 | 24 | 17 | 17,10 | SMK-20-06S-B-G-W3-MS |
| | | | 2.17 | .98 | 1.93 | .94 | .67 | 37.62 | |
| | | 8 | 55 | 25 | 49 | 24 | 19 | 18,10 | SMK-20-08S-B-G-W3-MS |
| | | | 2.17 | .98 | 1.93 | .94 | .75 | 39.82 | |
| | | 10 | 57 | 24 | 49 | 24 | 22 | 20,40 | SMK-20-10S-B-G-W3-MS |
| | | | 2.24 | .94 | 1.93 | .94 | .87 | 44.88 | |
| | 12 | 57 | 24 | 49 | 24 | 24 | 22,10 | SMK-20-12S-B-G-W3-MS | |
| | | 2.24 | .94 | 1.93 | .94 | .94 | 48.62 | | |
| | 14 | 63 | 27 | 50,5 | 27 | 27 | 28,20 | SMK-20-14S-B-G-W3-MS | |
| | | 2.50 | 1.06 | 1.99 | 1.06 | 1.06 | 62.04 | | |
| | 400 5801 | 16 | 63 | 26 | 52 | 30 | 30 | 32,20 | SMK-20-16S-B-G-W3-MS |
| | | | 2.50 | 1.02 | 2.05 | 1.18 | 1.18 | 70.84 | |
| | | 20 | 69 | 26 | 55 | 36 | 36 | 47,30 | SMK-20-20S-B-G-W3-MS |
| | | | 2.72 | 1.02 | 2.17 | 1.42 | 1.42 | 104.06 | |
| | | 25 | 75 | 27 | 57,5 | 41 | 46 | 76,40 | SMK-20-25S-B-G-W3-MS |
| | | | 2.95 | 1.06 | 2.26 | 1.61 | 1.81 | 168.08 | |
| | 30 | 81 | 28 | 60 | 46 | 50 | 86,80 | SMK-20-30S-B-G-W3-MS | |
| | | 3.19 | 1.10 | 2.36 | 1.81 | 1.97 | 190.96 | | |
| 315 4568 | 38 | 91 | 29 | 64,5 | 55 | 60 | 127,70 | SMK-20-38S-B-G-W3-MS | |
| | | 3.58 | 1.14 | 2.54 | 2.17 | 2.36 | 280.94 | | |

Ordering Codes
***SMK*-20*-18L*-B*-G*-SK*-W3*-MS**

| | | |
|---------------------------|--|-------------|
| * Type | Test Coupling with Ball Check | SMK |
| * Series | STAUFF Test 20 (Connection Thread M16x2) | -20 |
| * Outside Tube Diameter | acc. to dimension table | -18 |
| * Series | Light Series | L |
| | Heavy Series | S |
| * Seal Material | NBR (Buna-N®) | -B |
| | FKM (Viton®) | -V |
| | EPDM | -E |
| * Connection | Straight 24° Fitting | -G |
| * Protection Cap | Knurled protection cap | - |
| | Hexagonal protection cap | -SK |
| | Plastic protection cap | -KK |
| * Material Code | Steel, zinc/nickel-plated | -W3 |
| | Stainless Steel V2A - 1.4305 (AISI 303) | -W4 |
| | Stainless Steel V4A - 1.4571 (AISI 316 Ti) | -W5 |
| * Assembling / Kitting | Fitting body only | - |
| | Fitting body supplied with Cutting rings and union nuts | -MS |
| | Fitting body supplied with soft-sealing cutting rings and union nuts | -MSV |

¹ Weight including cutting rings and union nuts.

² Standard option: Fitting body supplied with Cutting rings and union nuts.

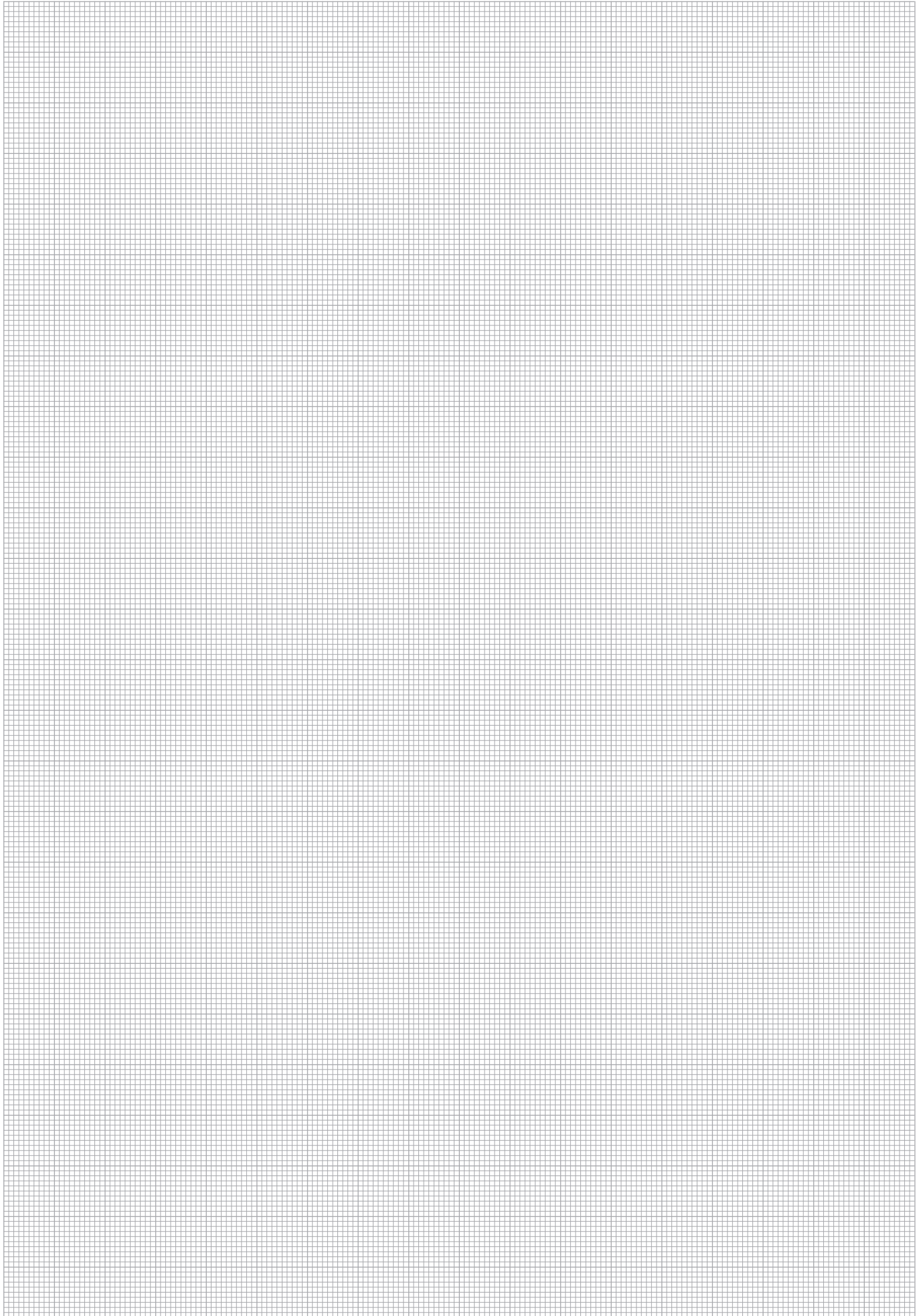
³ Approximate dimension in assembled condition.

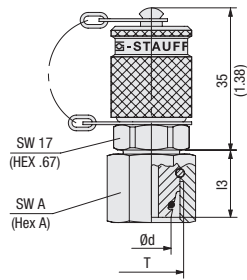
Port acc. to ISO 8434-1 / DIN 2353

Alternative materials and surface finishings are available upon request. Contact STAUFF for further information.

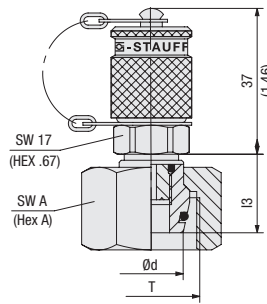


A



**Test Coupling with 24° Taper / O-ring (DKO)
SMK-20 Type K**
A


Version A



Version B



| Series | PN (bar/PSI) | Pipe Ød | Dimensions (mm/in) | Thread | Version | Weight (kg/lbs) ca. per 100 | Ordering Codes (Standard Option) | | | |
|-------------|-----------------|------------|-----------------------|------------|-------------|-----------------------------------|-------------------------------------|----------------------|----------------------|-------------------|
| | | | l3 Hex A T | | | | | | | |
| L | 315 4568 | 6 | 15,5 .61 | 14 .55 | M12 x 1,5 | A | 8,00 17,60 | SMK-20-06L-B-K-W3 | | |
| | | | 15,5 .61 | 17 .67 | M14 x 1,5 | A | 8,10 17,82 | SMK-20-08L-B-K-W3 | | |
| | | 10 | 16,5 .65 | 19 .75 | M16 x 1,5 | A | 9,30 20,46 | SMK-20-10L-B-K-W3 | | |
| | | | 17,5 .69 | 22 .87 | M18 x 1,5 | A | 10,60 23,32 | SMK-20-12L-B-K-W3 | | |
| | | 15 | 21 .83 | 27 1.06 | M22 x 1,5 | B | 12,80 28,16 | SMK-20-15L-B-K-GS-W3 | | |
| | | | 19,5 .77 | 32 1.26 | M26 x 1,5 | B | 16,20 35,64 | SMK-20-18L-B-K-GS-W3 | | |
| | 160 2320 | 22 | 20,5 .81 | 36 1.42 | M30 x 2 | B | 19,40 42,68 | SMK-20-22L-B-K-GS-W3 | | |
| | | | 25 .98 | 41 1.61 | M36 x 2 | B | 25,10 55,22 | SMK-20-28L-B-K-GS-W3 | | |
| | | 35 | 30 1.18 | 50 1.97 | M45 x 2 | B | 40,50 89,10 | SMK-20-35L-B-K-GS-W3 | | |
| | | | 31 1.22 | 60 2.36 | M52 x 2 | B | 58,10 127,82 | SMK-20-42L-B-K-GS-W3 | | |
| | | S | 630 9137 | 6 | 14,5 .57 | 17 .67 | M14 x 1,5 | A | 7,50 16,50 | SMK-20-06S-B-K-W3 |
| | | | | | 16,5 .65 | 19 .75 | M16 x 1,5 | A | 8,70 19,14 | SMK-20-08S-B-K-W3 |
| 10 | 16,5 .65 | | | 22 .87 | M18 x 1,5 | A | 10,20 22,44 | SMK-20-10S-B-K-W3 | | |
| | 17,5 .69 | | | 24 .94 | M20 x 1,5 | A | 11,70 25,74 | SMK-20-12S-B-K-W3 | | |
| 14 | 19,5 .77 | | | 27 1.06 | M22 x 1,5 | B | 13,10 28,82 | SMK-20-14S-B-K-GS-W3 | | |
| 400 5801 | 16 | | 18 .71 | 30 1.18 | M24 x 1,5 | B | 15,40 33,88 | SMK-20-16S-B-K-GS-W3 | | |
| | | | 24 .94 | 36 1.42 | M30 x 2 | B | 22,00 48,40 | SMK-20-20S-B-K-GS-W3 | | |
| | 25 | | 26 1.02 | 46 1.81 | M36 x 2 | B | 36,60 80,52 | SMK-20-25S-B-K-GS-W3 | | |
| | | | 30 1.18 | 50 1.97 | M42 x 2 | B | 42,70 93,94 | SMK-20-30S-B-K-GS-W3 | | |
| | 315 4568 | | 38 | 34 1.34 | 60 2.36 | M52 x 2 | B | 63,70 140,14 | SMK-20-38S-B-K-GS-W3 | |

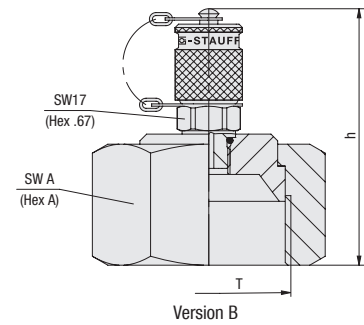
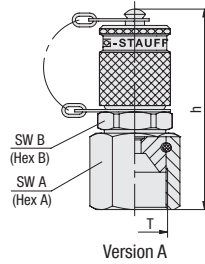
Ordering Codes
***SMK*-20*-18L*-B*-K*-GS*-SK*-W3**

| | | |
|-------------------------|--|--|
| * Type | Test Coupling with Ball Check | SMK |
| * Series | STAUFF Test 20 (Connection Thread M16x2) | -20 |
| * Outside Tube Diameter | acc. to dimension table | -18 |
| * Series | Light Series Heavy Series | L S |
| * Seal Material | NBR (Buna-N®) FKM (Viton®) EPDM | -B -V -E |
| * Connection | 24° Taper / O-ring (DKO) | -K |
| * Design | One-piece design (Version A) Screwed design (Version B) | - -GS |
| * Protection Cap | Knurled protection cap Hexagonal protection cap Plastic protection cap | - -SK -KK |
| * Material Code | Steel, zinc/nickel-plated Stainless Steel V2A - 1.4305 (AISI 303) Stainless Steel V4A - 1.4571 (AISI 316 Ti) | -W3 -W4 -W5 |

With 24° Taper / O-ring (DKO) Connection acc. to ISO 8434-1 / DIN 2353
Alternative materials and surface finishings are available upon request. Contact STAUFF for further information.



**Test Coupling with 37° JIC Connection
SMK-20-JIC Type K**



Ordering Codes

***SMK*-20*-JIC3/4*-B*-K*-GS*-SK*-W3**

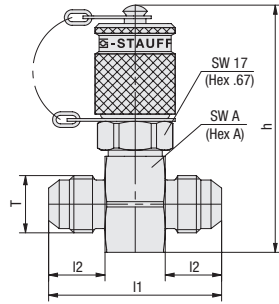
| | | |
|-------------------------|---|-------------|
| * Type | Test Coupling with Ball Check | SMK |
| * Series | STAUFF Test 20 (Connection Thread M16x2) | -20 |
| * Connection | 37° JIC Connection | -JIC |
| * Outside Tube Diameter | acc. to dimension table | 3/4 |
| * Seal Material | NBR (Buna-N®) | -B |
| | FKM (Viton®) | -V |
| | EPDM | -E |
| * Connection | 37° JIC Taper | -K |
| * Design | One-piece design (Version A) | - |
| | Screwed design (Version B) | -GS |
| * Protection Cap | Knurled protection cap | - |
| | Hexagonal protection cap | -SK |
| | Plastic protection cap | -KK |
| * Material Code | Steel, zinc/nickel-plated | -W3 |
| | Stainless Steel V2A - 1.4305 (AISI 303) | -W4 |
| | Stainless Steel V4A - 1.4571 (AISI 316 Ti) | -W5 |

| Pipe Ø inch | JIC- Size | Dimensions (mm/in) | | | Thread | Version | Weight (^{kg} /lbs) ca. per 100 | Ordering Codes (Standard Option) |
|-------------------|--------------|-----------------------|-------|-------|--------------|---------|--|-------------------------------------|
| | | h | Hex A | Hex B | | | | |
| 1/4 | -4 | 53 | 17 | 17 | 7/16-20 UNF | A | 8,40 | SMK-20-JIC1/4-B-K-W3 |
| | | 2.09 | .67 | .67 | | | 18.48 | |
| 5/16 | -5 | 53,5 | 17 | 17 | 1/2-20 UNF | A | 8,30 | SMK-20-JIC5/16-B-K-W3 |
| | | 2.11 | .67 | .67 | | | 18.26 | |
| 3/8 | -6 | 55,5 | 19 | 17 | 9/16-18 UNF | A | 9,10 | SMK-20-JIC3/8-B-K-W3 |
| | | 2.19 | .75 | .67 | | | 20.02 | |
| 1/2 | -8 | 56,5 | 22 | 19 | 3/4-16 UNF | A | 10,40 | SMK-20-JIC1/2-B-K-W3 |
| | | 2.22 | .87 | .75 | | | 22.88 | |
| 5/8 | -10 | 60 | 27 | 22 | 7/8-14 UNF | A | 14,20 | SMK-20-JIC5/8-B-K-W3 |
| | | 2.36 | 1.06 | .87 | | | 31.24 | |
| 3/4 | -12 | 70,5 | 32 | - | 1-1/16-12 UN | B | 17,70 | SMK-20-JIC3/4-B-K-GS-W3 |
| | | 2.78 | 1.26 | - | | | 38.94 | |
| 1 | -16 | 69 | 38 | - | 1-5/16-12 UN | B | 26,90 | SMK-20-JIC1-B-K-GS-W3 |
| | | 2.72 | 1.50 | - | | | 59.18 | |
| 1-1/4 | -20 | 73,5 | 50 | - | 1-5/8-12 UN | B | 40,20 | SMK-20-JIC1-1/4-B-K-GS-W3 |
| | | 2.89 | 1.97 | - | | | 88.44 | |
| 1-1/2 | -24 | 76 | 60 | - | 1-7/8-12 UN | B | 63,50 | SMK-20-JIC1-1/2-B-K-GS-W3 |
| | | 2.99 | 2.36 | - | | | 139.70 | |

With 37° JIC Connection acc. to SAE J514

Alternative materials and surface finishings are available upon request. Contact STAUFF for further information.



**Test Coupling with Straight 37° JIC Connection
SMK-20-JIC Type G**

A

| Pipe Ø inch | JIC- Size | Dimensions (mm/in) | | | | Thread T | Weight (*9/10) ca. per 100 | Ordering Codes (Standard Option) |
|----------------|--------------|-----------------------|------|------|-------|--------------|----------------------------------|-------------------------------------|
| | | l1 | l2 | h | Hex A | | | |
| 1/4 | -4 | 43 | 14 | 61 | 24 | 7/16-20 UNF | 13,70 | SMK-20-JIC1/4-B-G-W3 |
| | | 1.69 | .55 | 2.40 | .94 | | 30.14 | |
| 5/16 | -5 | 43 | 14 | 61 | 24 | 1/2-20 UNF | 12,90 | SMK-20-JIC5/16-B-G-W3 |
| | | 1.69 | .55 | 2.40 | .94 | | 28.38 | |
| 3/8 | -6 | 43 | 14 | 61 | 24 | 9/16-18 UNF | 13,00 | SMK-20-JIC3/8-B-G-W3 |
| | | 1.69 | .55 | 2.40 | .94 | | 28.60 | |
| 1/2 | -8 | 48,5 | 16,5 | 67 | 30 | 3/4-16 UNF | 17,90 | SMK-20-JIC1/2-B-G-W3 |
| | | 1.91 | .65 | 2.64 | 1.18 | | 39.38 | |
| 5/8 | -10 | 53,5 | 19,5 | 67 | 30 | 7/8-14 UNF | 20,70 | SMK-20-JIC5/8-B-G-W3 |
| | | 2.11 | .77 | 2.64 | 1.18 | | 45.54 | |
| 3/4 | -12 | 59 | 22 | 73 | 36 | 1-1/16-12 UN | 27,00 | SMK-20-JIC3/4-B-G-W3 |
| | | 2.32 | .87 | 2.87 | 1.42 | | 59.40 | |
| 1 | -16 | 61 | 23 | 78 | 41 | 1-5/16-12 UN | 32,60 | SMK-20-JIC1-B-G-W3 |
| | | 2.40 | .91 | 3.07 | 1.61 | | 71.72 | |
| 1-1/4 | -20 | 65,5 | 24,5 | 83 | 46 | 1-5/8-12 UN | 45,30 | SMK-20-JIC1-1/4-B-G-W3 |
| | | 2.58 | .96 | 3.26 | 1.81 | | 99.66 | |
| 1-1/2 | -24 | 72 | 27,5 | 92 | 55 | 1-7/8-12 UN | 58,30 | SMK-20-JIC1-1/2-B-G-W3 |
| | | 2.83 | 1.08 | 3.62 | 2.17 | | 128.26 | |

With Straight 37° JIC Connection acc. to SAE J514

Alternative materials and surface finishings are available upon request. Contact STAUFF for further information.

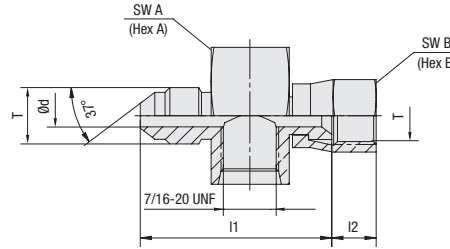
Ordering Codes
***SMK*-20*-JIC3/4*-B*-G*-SK*-W3**

| | | |
|-------------------------|---|-------------|
| * Type | Test Coupling with Ball Check | SMK |
| * Series | STAUFF Test 20 (Connection Thread M16x2) | -20 |
| * Connection | 37° JIC Connection | -JIC |
| * Outside Tube Diameter | acc. to dimension table | 3/4 |
| * Seal Material | NBR (Buna-N®) | -B |
| | FKM (Viton®) | -V |
| | EPDM | -E |
| * Connection | Straight Fitting | -G |
| * Protection Cap | Knurled protection cap | - |
| | Hexagonal protection cap | -SK |
| | Plastic protection cap | -KK |
| * Material Code | Steel, zinc/nickel-plated | -W3 |
| | Stainless Steel V2A - 1.4305 (AISI 303) | -W4 |
| | Stainless Steel V4A - 1.4571 (AISI 316 Ti) | -W5 |



Swivel Run Tee with 37° JIC Connection SGV-JIC Type FM

A



Ordering Codes

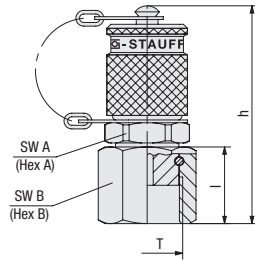
***SGV*-7/16UNF*-12*-JIC3/4*-FM*-W66**

| | | |
|-------------------------|---|-----------------|
| * Type | Swivel Run Tee | SGV |
| * Port Connection | acc. to dimension table | -7/16UNF |
| * JIC Size | acc. to dimension table | -12 |
| * Connection | 37° JIC Connection | -JIC |
| * Outside Tube Diameter | acc. to dimension table | 3/4 |
| * Connection | Female/Male Thread | -FM |
| * Material Code | Steel, zinc plated and Thick-layer passivated | -W66 |

| Pipe Ø inch | JIC-Size | Dimensions (mm/in) | | | | | | Thread T inch | Weight (kg/lbs) ca. per 100 | Ordering Codes (Standard Option) |
|----------------|----------|-----------------------|-------|-------|-------|-------|--------------|---------------------|-----------------------------------|-------------------------------------|
| | | Ø d | l1 | l2 | Hex A | Hex B | | | | |
| 1/4 | 04 | 4,37 | 37,74 | 8,74 | 27 | 14,29 | 7/16-20 UNF | 8,96 | SGV-7/16UNF-04-JIC1/4-FM-W66 | |
| | | .17 | 1.49 | .34 | 1.06 | .56 | | 19.71 | | |
| 3/8 | 06 | 7,54 | 40,01 | 9,53 | 27 | 17,46 | 9/16-18 UNF | 9,60 | SGV-7/16UNF-06-JIC3/8-FM-W66 | |
| | | .30 | 1.58 | .38 | 1.06 | .69 | | 21.12 | | |
| 1/2 | 08 | 9,93 | 44,65 | 10,72 | 27 | 22,23 | 3/4-16 UNF | 11,20 | SGV-7/16UNF-08-JIC1/2-FM-W66 | |
| | | .39 | 1.76 | .42 | 1.06 | .88 | | 24.64 | | |
| 5/8 | 10 | 12,29 | 48,26 | 12,70 | 28,58 | 25,40 | 7/8-14 UNF | 17,10 | SGV-7/16UNF-10-JIC1/2-FM-W66 | |
| | | .48 | 1.90 | .50 | 1.13 | 1.00 | | 37.62 | | |
| 3/4 | 12 | 15,47 | 51,33 | 14,45 | 31,75 | 31,75 | 1-1/16-12 UN | 20,40 | SGV-7/16UNF-12-JIC3/4-FM-W66 | |
| | | .61 | 2.02 | .57 | 1.25 | 1.25 | | 44.88 | | |
| 1 | 16 | 21,44 | 57,30 | 15,09 | 38,10 | 38,10 | 1-5/16-12 UN | 30,80 | SGV-7/16UNF-16-JIC1-FM-W66 | |
| | | .84 | 2.26 | .59 | 1.50 | 1.50 | | 67.76 | | |

Alternative materials and surface finishings are available upon request. Contact STAUFF for further information.



**Test Coupling with ORFS Connection
SMK-20 Type ORFS**
A


| Thread T | ORFS- Size | Dimensions (^{mm} / _{in}) | | | | Weight (^{kg} / _{lbs}) ca. per 100 | Ordering Codes (Standard Option) |
|-------------|---------------|---|-----|-------|-------|---|-------------------------------------|
| | | h | l | Hex A | Hex B | | |
| 9/16-18 UNF | 04 | 54 | 19 | 17 | 17 | 9,50 | SMK-20-04-ORFS-B-W3 |
| | | 2.1 | .75 | .67 | .67 | 20.90 | |
| 11/16-16 UN | 06 | 54 | 19 | 19 | 21 | 9,80 | SMK-20-06-ORFS-B-W3 |
| | | 2.1 | .75 | .75 | .80 | 21.60 | |
| 13/16-16 UN | 08 | 54 | 19 | 22 | 24 | 11,69 | SMK-20-08-ORFS-B-W3 |
| | | 2.1 | .75 | .87 | .87 | 25.73 | |

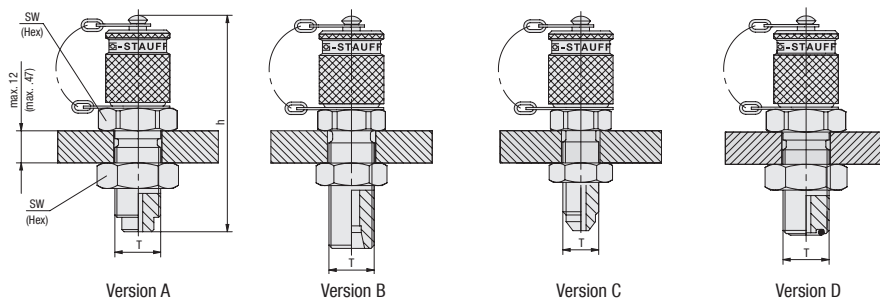
Alternative materials and surface finishings are available upon request. Contact STAUFF for further information.

Ordering Codes
***SMK*-20*-06*-ORFS*-B*-SK*-W3**

| | | |
|------------------|--|--|
| * Type | Test Coupling with Ball Check | SMK |
| * Series | STAUFF Test 20 (Connection Thread M16x2) | -20 |
| * ORFS-Size | acc. to dimension table | -06 |
| * Connection | ORFS | -ORFS |
| * Seal Material | NBR (Buna-N®) FKM (Viton®) EPDM | -B -V -E |
| * Protection Cap | Knurled protection cap Hexagonal protection cap Plastic protection cap | - -SK -KK |
| * Material Code | Steel, zinc/nickel-plated Stainless Steel V2A - 1.4305 (AISI 303) Stainless Steel V4A - 1.4571 (AISI 316 Ti) | -W3 -W4 -W5 |



**Bulkhead
SSK-20**



Ordering Codes

***SSK*-20*-JIC1/4*-M*-B*-SK*-W3**

| | | |
|-------------------------|--|--|
| * Type | Bulkhead with Ball Check | SSK |
| * Series | STAUFF Test 20 (Connection Thread M16x2) | -20 |
| * Connection | 37° JIC Connection | -JIC |
| * Outside Tube Diameter | acc. to dimension table | 1/4 |
| * Connection | Male Thread | -M |
| * Seal Material | NBR (Buna-N®) FKM (Viton®) EPDM | -B -V -E |
| * Protection Cap | Knurled protection cap Hexagonal protection cap Plastic protection cap | - -SK -KK |
| * Material Code | Steel, zinc/nickel-plated Stainless Steel V2A - 1.4305 (AISI 303) Stainless Steel V4A - 1.4571 (AISI 316 Ti) | -W3 -W4 -W5 |

| Thread T | Dimensions (mm/in) | | Version | Weight (kg/lbs) ca. per 100 | Ordering Codes (Standard Option) |
|---------------------------|-----------------------|------|---------|-----------------------------------|-------------------------------------|
| | h | Hex | | | |
| M16 x 2 | 72 | 19 | A | 10,80 | SSK-20-B-W3 |
| | 2.83 | .75 | | 23,76 | |
| M14 x 1,5 ¹ | 72 | 19 | B | 10,10 | SSK-20/08L-B-W3 |
| | 2.83 | .75 | | 22,22 | |
| M16 x 1,5 ¹ | 72 | 22 | B | 12,30 | SSK-20/08S-B-W3 |
| | 2.83 | .87 | | 27,06 | |
| M18 x 1,5 ¹ | 72 | 22 | B | 11,90 | SSK-20/12L-B-W3 |
| | 2.83 | .87 | | 26,18 | |
| 7/16-20 UNF ² | 66 | 17 | C | 12,30 | SSK-20-JIC1/4-M-B-W3 |
| | 2.60 | .67 | | 27,11 | |
| 9/16-18 UNF ³ | 67 | 22 | D | 12,00 | SSK-20-04-ORFS-B-W3 |
| | 2.64 | .87 | | 26,40 | |
| 11/16-16 UN ³ | 72 | 27 | D | 16,10 | SSK-20-06-ORFS-B-W3 |
| | 2.83 | 1.06 | | 35,42 | |
| 13/16-16 UNF ³ | 75 | 30 | D | 10,00 | SSK-20-08-ORFS-B-W3 |
| | 2.95 | 1.18 | | 22,04 | |

Also available for gaseous media: Type SSKK

¹ Compression ring assembly 08L/ 08S/ 12L according to ISO 8434-1 / DIN 2353

² JIC cone fitting according to SAE J514

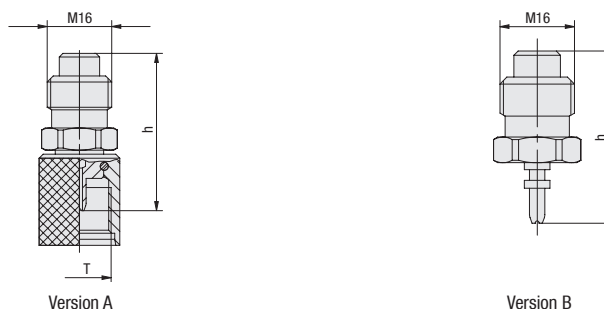
³ O-ring face sealing according to SAE J1453

Standard option: With Hexagon Lock Nut.

Standard option - Version B: Excluding cutting rings and union nuts

Alternative materials and surface finishings are available upon request. Contact STAUFF for further information.

**Test Adaptor
SAD-20**



Ordering Codes

***SAD*-20/15*-B*-W3**

| | | |
|-------------------|--|---|
| * Type | Test Adaptor | SAD |
| * Connection Type | Version A Version A Version B | -20/15 -20/12 -20/10 |
| * Seal Material | NBR (Buna-N®) FKM (Viton®) EPDM | -B -V -E |
| * Material Code | Steel, zinc/nickel-plated Stainless Steel V2A - 1.4305 (AISI 303) Stainless Steel V4A - 1.4571 (AISI 316 Ti) | -W3 -W4 -W5 |

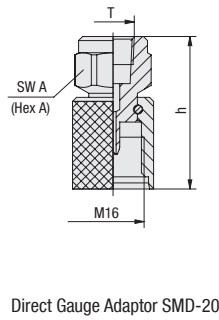
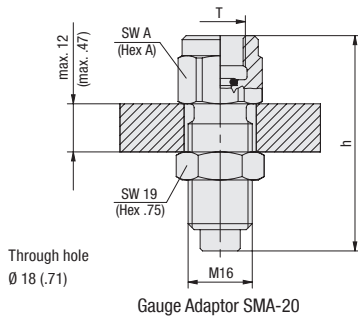
| Thread T | Dimensions (mm/in) | | Version | Weight (kg/lbs) ca. per 100 | Ordering Codes (Standard Option) |
|------------------|-----------------------|--|---------|-----------------------------------|-------------------------------------|
| | h | | | | |
| M16 x 1,5 | 39 | | A | 5,80 | SAD-20/15-B-W3 |
| | 1.54 | | | 12,76 | |
| S12 ¹ | 39 | | A | 5,30 | SAD-20/12-B-W3 |
| | 1.54 | | | 11,66 | |
| Plug in | 37 | | B | 3,40 | SAD-20/10-B-W3 |
| | 1.46 | | | 7,48 | |

¹ Special thread: buttress thread S12,65 x1,5

Alternative materials and surface finishings are available upon request. Contact STAUFF for further information.

Dimensional drawings: All dimensions in mm (in).




**Gauge Adaptor
SMA-20**
**Direct Gauge Adaptor
SMD-20**

A

| Thread T | Dimensions (mm/in) | | Weight (^{kg} /lbs) ca. per 100 | Ordering Codes (Standard Option) |
|-------------|-----------------------|-------|--|-------------------------------------|
| | h | Hex A | | |
| G1/4 | 54 | 19 | 7,20 | SMA-20-G1/4-B-OR-W3 |
| | 2.13 | .75 | 15.84 | |
| G1/2 | 64 | 27 | 12,40 | SMA-20-G1/2-B-OR-W3 |
| | 2.52 | 1.06 | 27.28 | |
| 1/4 NPT | 54 | 19 | 7,20 | SMA-20-1/4NPT-B-W3 |
| | 2.13 | .75 | 15.84 | |
| 1/2 NPT | 64 | 27 | 13,50 | SMA-20-1/2NPT-B-W3 |
| | 2.52 | 1.06 | 29.70 | |
| 7/16-20 UNF | 54 | 19 | 7,60 | SMA-20-7/16UNF-B-W3 |
| | 2.16 | .75 | 16.76 | |
| 9/16-18 UNF | 57 | 19 | 7,50 | SMA-20-9/16UNF-B-W3 |
| | 2.24 | .75 | 16.53 | |
| G1/4 | 41 | 19 | 5,70 | SMD-20-G1/4-B-OR-W3 |
| | 1.61 | .75 | 12.54 | |
| G1/2 | 51 | 27 | 10,10 | SMD-20-G1/2-B-OR-W3 |
| | 2.01 | 1.06 | 22.22 | |
| 1/4 NPT | 41 | 19 | 5,80 | SMD-20-1/4NPT-W3 |
| | 1.61 | .75 | 12.76 | |
| 1/2 NPT | 51 | 27 | 10,80 | SMD-20-1/2NPT-W3 |
| | 2.01 | 1.06 | 23.76 | |
| 7/16-20 UNF | 41 | 19 | 6,00 | SMD-20-7/16UNF-W3 |
| | 1.61 | .75 | 13.20 | |
| 9/16-18 UNF | 43 | 19 | 5,25 | SMD-20-9/16UNF-W3 |
| | 1.69 | .75 | 11.55 | |

Ordering Codes
***SMA*-20*-G1/4*-B*-OR*-W3**

| | | |
|-----------------|--|--|
| * Type | Gauge Adaptor | SMA |
| * Series | STAUFF Test 20 (Connection Thread M16x2) | -20 |
| * Thread | acc. to dimension table | -G1/4 |
| * Seal Material | NBR (Buna-N®) FKM (Viton®) EPDM | -B -V -E |
| * Seal Type | with O-ring | -OR |
| * Material Code | Steel, zinc/nickel-plated Stainless Steel V2A - 1.4305 (AISI 303) Stainless Steel V4A - 1.4571 (AISI 316 Ti) | -W3 -W4 -W5 |

Standard option - SMA-20: With Hexagon Lock Nut.

Alternative materials and surface finishings are available upon request. Contact STAUFF for further information.
Snubber on request.




Test Coupling with Piston Valve
SKK-20

A



Test Coupling with Piston Valve SKK-20

A



Fast Coupling for

- Monitoring and control of pressure
- Venting
- Sampling in high- and low-pressure systems
- Filling of accumulators (special filling-version)
- Connection Thread according to ISO 15171-2

Advantages

- Test system at working pressure
- Leakproof connection before **piston valve** is open
- Simple connection to measurement, control and switching devices
- Self locking metal protective cap

Working Pressure

- Max. working pressure 630 bar / 9137 PSI
For SKK Type G and K the recommended working pressure of fitting manufacturer should be noted.
- Connection under pressure up to 400 bar / 5801 PSI max.

DVGW

- DVGW registration as test points for gas pressure controlsystems, issued by the German Technical and Scientific Association for Gas and Water
- The DVGW approval relates solely to the SKK-12 and SKK-20 series with connection types:
 - M8x1-V-A-DVGW
 - M10x1-V-A-DVGW
 - 1/8NPT-V-D-DVGW
 - 1/4NPT-V-D-DVGW

Media

- Suitable for hydraulic oils and other Mineral oil based fluids (Check compatibility of sealing material)
- For use with other liquid media please contact STAUFF
- In case of ultimate tightness requirements for gaseous media, a special Gas-type is available

Materials

- **Metal Parts:**
Standard material: Steel, zinc/nickel-plated = **W3**
Optional:
Stainless Steel **W4** (1.4305 / AISI 303) on request
Stainless Steel **W5** (1.4571 / AISI 316Ti) on request

Seal Types:

B = NBR (Buna-N®)
(Temperature range -20 °C ... +100 °C / -4 °F ... +212 °F)

Note: Internal sealings made of FKM/FPM, even for standard NBR-type.




V = FKM (Viton®)*
(Temperature range -20 °C ... +200 °C / -4 °F ... +392 °F)

E = EPDM Ethylene Propylene Diene Monomer Rubber
(for Brake fluid,
Temperature range -40 °C ... +150 °C / -40 °F ... +302 °F)

Vibration safety O-ring made of NBR (Buna-N®).

Protection Cap

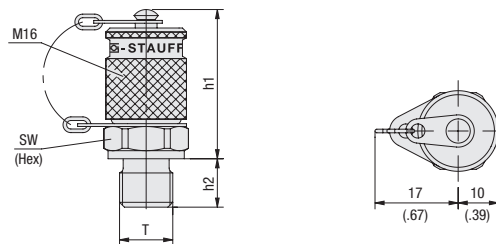
- The complete STAUFF-Test-20-Type-SKK range is also available with a hexagonal protection cap made of steel or plastic protection cap.

| SKK-20 Test Coupling with Male Threaded Stud | SKK-20 Type G Test Coupling with Straight 24° Fitting | SKK-20 Type K Test Coupling With 24° Taper / O-ring (DKO) |
|---|---|---|
|  |  |  |



Test Coupling with Male Threaded Stud SKK-20

A



Ordering Codes

SKK-20*-G1/4*-B*-C*-SK*-W3

| | | |
|-------------------|--|---|
| * Type | Test Coupling with Piston Valve | SKK |
| * Series | STAUFF Test 20 (Connection Thread M16x2) | -20 |
| * Port Connection | acc. to dimension table | -G1/4 |
| * Seal Material | NBR (Buna-N®) FKM (Viton®) EPDM | -B -V -E |
| * Seal Type | O-ring Type A Metal Joint Type B Elastomeric Sealing Type C Taper Type D O-ring Type E | -A -B -C -D -E |
| * Protection Cap | Knurled protection cap Hexagonal protection cap Plastic protection cap | - -SK -KK |
| * Material Code | Steel, zinc/nickel-plated Stainless Steel V2A - 1.4305 (AISI 303) Stainless Steel V4A - 1.4571 (AISI 316 Ti) | -W3 -W4 -W5 |

Seal Type



O-ring Type A



Metal Joint Type B



Elastomeric Sealing Type C



Taper Type D¹



O-ring Type E

| Thread | Seal Type | Working Pressure (bar/PSI) | Dimensions (mm/in) | | | Torque (N ^m /ft ^{lb}) ca. | Weight (kg/lbs) ca. per 100 | Ordering Codes (Standard Option) |
|-------------|---------------------|-------------------------------|-----------------------|-----|-----------------|---|-----------------------------------|-------------------------------------|
| | | | h1 | h2 | Hex Thread T | | | |
| M8 x 1 | Type A | 250 | 38 | 8,5 | 17 | 6 | 6,40 | SKK-20-M8x1-B-A-W3 |
| | | 3625 | 1.50 | .33 | .67 | 4.4 | 14.08 | |
| M10 x 1 | Type A | 630 | 38 | 9,8 | 17 | 12 | 6,90 | SKK-20-M10x1-B-A-W3 |
| | | 9137 | 1.50 | .39 | .67 | 8.8 | 15.18 | |
| M12 x 1,5 | Type A | 630 | 37 | 12 | 17 | 35 | 7,50 | SKK-20-M12x1.5-B-B-W3 |
| | | 9137 | 1.46 | .47 | .67 | 25.8 | 16.50 | |
| M14 x 1,5 | Type A | 630 | 37 | 12 | 19 | 55 | 7,70 | SKK-20-M14x1.5-B-B-W3 |
| | | 9137 | 1.46 | .47 | .75 | 40.6 | 16.94 | |
| M16 x 1,5 | Type B | 630 | 37 | 12 | 22 | 70 | 8,80 | SKK-20-M16x1.5-B-B-W3 |
| | | 9137 | 1.46 | .47 | .87 | 51.6 | 19.36 | |
| G1/4 | Type B | 630 | 37 | 12 | 19 | 55 | 7,60 | SKK-20-G1/4-B-B-W3 |
| | | 9137 | 1.46 | .47 | .75 | 40.6 | 16.72 | |
| G3/8 | Type B | 630 | 37 | 12 | 22 | 90 | 9,10 | SKK-20-G3/8-B-B-W3 |
| | | 9137 | 1.46 | .47 | .87 | 66.4 | 20.02 | |
| M10 x 1 | Type C | 400 | 39 | 8 | 17 | 18 | 7,10 | SKK-20-M10x1-B-C-W3 |
| | | 5801 | 1.54 | .31 | .67 | 13.3 | 15.62 | |
| M12 x 1,5 | Type C | 630 | 37 | 12 | 17 | 35 | 6,90 | SKK-20-M12x1.5-B-C-W3 |
| | | 9137 | 1.46 | .47 | .67 | 25.8 | 15.18 | |
| M14 x 1,5 | Type C | 630 | 37 | 12 | 19 | 50 | 7,70 | SKK-20-M14x1.5-B-C-W3 |
| | | 9137 | 1.46 | .47 | .75 | 36.9 | 16.94 | |
| M16 x 1,5 | Type C | 630 | 37 | 12 | 22 | 60 | 8,80 | SKK-20-M16x1.5-B-C-W3 |
| | | 9137 | 1.46 | .47 | .87 | 44.2 | 19.36 | |
| G1/8 | Type C | 400 | 39 | 8 | 17 | 18 | 7,00 | SKK-20-G1/8-B-C-W3 |
| | | 5801 | 1.54 | .31 | .67 | 13.3 | 15.40 | |
| G1/4 | Type C | 630 | 37 | 12 | 19 | 45 | 7,80 | SKK-20-G1/4-B-C-W3 |
| | | 9137 | 1.46 | .47 | .75 | 33.2 | 17.16 | |
| G3/8 | Type C | 630 | 37 | 12 | 22 | 80 | 9,20 | SKK-20-G3/8-B-C-W3 |
| | | 9137 | 1.46 | .47 | .87 | 59 | 20.24 | |
| G1/2 | Type C | 630 | 39 | 14 | 27 | 110 | 12,70 | SKK-20-G1/2-B-C-W3 |
| | | 9137 | 1.54 | .55 | 1.06 | 81.1 | 27.94 | |
| R1/8 K | Type D ¹ | 400 | 37 | 8 | 17 | | 6,60 | SKK-20-R1/8K-B-D-W3 |
| | | 5801 | 1.46 | .31 | .67 | | 14.52 | |
| R1/4 K | Type D ¹ | 630 | 35 | 12 | 17 | | 7,20 | SKK-20-R1/4K-B-D-W3 |
| | | 9137 | 1.38 | .47 | .67 | | 15.84 | |
| 1/8 NPT | Type D ¹ | 400 | 36 | 10 | 17 | | 6,30 | SKK-20-1/8NPT-B-D-W3 |
| | | 5801 | 1.42 | .39 | .67 | | 13.86 | |
| 1/4 NPT | Type D ¹ | 630 | 35 | 15 | 17 | | 7,10 | SKK-20-1/4NPT-B-D-W3 |
| | | 9137 | 1.38 | .59 | .67 | | 15.62 | |
| 5/16-24 UNF | Type E | 400 | 38 | 7,5 | 17 | 8 | 6,60 | SKK-20-5/16UNF-B-E-W3 |
| | | 5801 | 1.50 | .30 | .67 | 5.9 | 14.52 | |
| 7/16-20 UNF | Type E | 630 | 38 | 9,1 | 17 | 20 | 7,30 | SKK-20-7/16UNF-B-E-W3 |
| | | 9137 | 1.50 | .36 | .67 | 14.7 | 16.06 | |
| 1/2-20 UNF | Type E | 630 | 38 | 9,2 | 17 | 25 | 7,10 | SKK-20-1/2UNF-B-E-W3 |
| | | 9137 | 1.50 | .36 | .67 | 18.4 | 15.62 | |
| 9/16-18 UNF | Type E | 630 | 37 | 10 | 19 | 35 | 7,80 | SKK-20-9/16UNF-B-E-W3 |
| | | 9137 | 1.46 | .39 | .75 | 25.8 | 17.16 | |
| M12 x 1,5 | Type E | 630 | 37 | 11 | 17 | 35 | 6,90 | SKK-20-M12x1.5-B-E-W3 |
| | | 9137 | 1.46 | .43 | .67 | 25.8 | 15.21 | |
| M14 x 1,5 | Type E | 630 | 38 | 11 | 19 | 45 | 7,60 | SKK-20-M14x1.5-B-E-W3 |
| | | 9137 | 1.50 | .43 | .75 | 33.2 | 16.72 | |

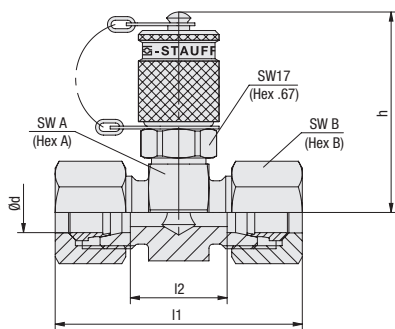
¹ Suitable liquid / plastic sealant required.

Alternative materials and surface finishings are available upon request. Contact STAUFF for further information.
Torque recommendations for Steel mating material.

For further information on Seal Types,
please see page 74-77.

Dimensional drawings: All dimensions in mm (in).



**Test Coupling with Straight 24° Fitting
SKK-20 Type G**
A


| Series | PN (bar/PSI) | Pipe Ød | Dimensions (mm/in) | | | | | Weight (kg/lbs) ca. per 100 ¹ | Ordering Codes (Standard Option) ² |
|-------------|-----------------|------------|-----------------------|------|------|--------|----------------------|--|--|
| | | | ~l1 ³ | l2 | h | Hex A | Hex B | | |
| L | 315 4568 | 6 | 51 | 21 | 49 | 24 | 14 | 14,70 | SKK-20-06L-B-G-W3-MS |
| | | | 2.01 | .83 | 1.93 | .94 | .55 | 32,34 | |
| | | 8 | 51 | 21 | 49 | 24 | 17 | 15,90 | SKK-20-08L-B-G-W3-MS |
| | | | 2.01 | .83 | 1.93 | .94 | .67 | 34,98 | |
| | | 10 | 53 | 23 | 49 | 24 | 19 | 17,00 | SKK-20-10L-B-G-W3-MS |
| | | | 2.09 | .91 | 1.93 | .94 | .75 | 37,40 | |
| | | 12 | 53 | 23 | 50,5 | 27 | 22 | 19,80 | SKK-20-12L-B-G-W3-MS |
| | | | 2.09 | .91 | 1.99 | 1.06 | .87 | 43,56 | |
| | | 15 | 55 | 25 | 52 | 30 | 27 | 25,90 | SKK-20-15L-B-G-W3-MS |
| | | | 2.17 | .98 | 2.05 | 1.18 | 1.06 | 56,98 | |
| | | 18 | 57 | 24 | 53 | 32 | 32 | 32,00 | SKK-20-18L-B-G-W3-MS |
| | | | 2.24 | .94 | 2.09 | 1.26 | 1.26 | 70,40 | |
| | 160 2320 | 22 | 61 | 28 | 55 | 36 | 36 | 38,90 | SKK-20-22L-B-G-W3-MS |
| | | | 2.40 | 1.10 | 2.17 | 1.42 | 1.42 | 85,58 | |
| | | 28 | 61 | 28 | 57,5 | 41 | 41 | 45,00 | SKK-20-28L-B-G-W3-MS |
| | | | 2.40 | 1.10 | 2.26 | 1.61 | 1.61 | 99,00 | |
| | | 35 | 69 | 26 | 60 | 46 | 50 | 63,80 | SKK-20-35L-B-G-W3-MS |
| | | | 2.72 | 1.02 | 2.36 | 1.81 | 1.97 | 140,36 | |
| 42 | 71 | 25 | 64,5 | 55 | 60 | 88,30 | SKK-20-42L-B-G-W3-MS | | |
| | 2.80 | .98 | 2.54 | 2.17 | 2.36 | 194,26 | | | |
| S | 630 9137 | 6 | 55 | 25 | 49 | 24 | 17 | 17,10 | SKK-20-06S-B-G-W3-MS |
| | | | 2.17 | .98 | 1.93 | .94 | .67 | 37,62 | |
| | | 8 | 55 | 25 | 49 | 24 | 19 | 18,10 | SKK-20-08S-B-G-W3-MS |
| | | | 2.17 | .98 | 1.93 | .94 | .75 | 39,82 | |
| | | 10 | 57 | 24 | 49 | 24 | 22 | 21,10 | SKK-20-10S-B-G-W3-MS |
| | | | 2.24 | .94 | 1.93 | .94 | .87 | 46,42 | |
| | 12 | 57 | 24 | 49 | 24 | 24 | 22,00 | SKK-20-12S-B-G-W3-MS | |
| | | 2.24 | .94 | 1.93 | .94 | .94 | 48,40 | | |
| | 14 | 63 | 27 | 50,5 | 27 | 27 | 28,20 | SKK-20-14S-B-G-W3-MS | |
| | | 2.50 | 1.06 | 1.99 | 1.06 | 1.06 | 62,17 | | |
| | 400 5801 | 16 | 63 | 26 | 52 | 30 | 30 | 32,60 | SKK-20-16S-B-G-W3-MS |
| | | | 2.50 | 1.02 | 2.05 | 1.18 | 1.18 | 71,72 | |
| 20 | | 69 | 26 | 55 | 36 | 36 | 47,30 | SKK-20-20S-B-G-W3-MS | |
| | | 2.72 | 1.02 | 2.17 | 1.42 | 1.42 | 104,06 | | |
| 25 | | 75 | 27 | 57,5 | 41 | 46 | 74,00 | SKK-20-25S-B-G-W3-MS | |
| | | 2.95 | 1.06 | 2.26 | 1.61 | 1.81 | 162,80 | | |
| 30 | 81 | 28 | 60 | 46 | 50 | 87,70 | SKK-20-30S-B-G-W3-MS | | |
| | 3.19 | 1.10 | 2.36 | 1.81 | 1.97 | 192,94 | | | |
| 315 4568 | 38 | 91 | 29 | 64,5 | 55 | 60 | 128,10 | SKK-20-38S-B-G-W3-MS | |
| | | 3.58 | 1.14 | 2.54 | 2.17 | 2.36 | 281,82 | | |

Ordering Codes
***SKK*-20*-18L*-B*-G*-SK*-W3*-MS**

| | | |
|---------------------------|--|-------------|
| * Type | Test Coupling with Piston Valve | SKK |
| * Series | STAUFF Test 20 (Connection Thread M16x2) | -20 |
| * Outside Tube Diameter | acc. to dimension table | -18 |
| * Series | Light Series | L |
| | Heavy Series | S |
| * Seal Material | NBR (Buna-N®) | -B |
| | FKM (Viton®) | -V |
| | EPDM | -E |
| * Connection | Straight 24° Fitting | -G |
| * Protection Cap | Knurled protection cap | - |
| | Hexagonal protection cap | -SK |
| | Plastic protection cap | -KK |
| * Material Code | Steel, zinc/nickel-plated | -W3 |
| | Stainless Steel V2A - 1.4305 (AISI 303) | -W4 |
| | Stainless Steel V4A - 1.4571 (AISI 316 Ti) | -W5 |
| * Assembling / Kitting | Fitting body only | - |
| | Fitting body supplied with Cutting rings and union nuts | -MS |
| | Fitting body supplied with soft-sealing cutting rings and union nuts | -MSV |

¹ Weight including cutting rings and union nuts.

² Standard option: Fitting body supplied with Cutting rings and union nuts.


³ Approximate dimension in assembled condition.

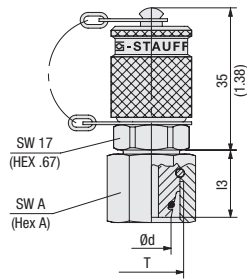
Port acc. to ISO 8434-1 / DIN 2353

Alternative materials and surface finishings are available upon request. Contact STAUFF for further information.

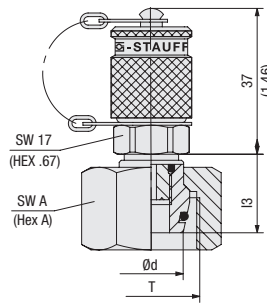


A



**Test Coupling with 24° Taper / O-ring (DKO)
SKK-20 Type K**
A


Version A



Version B



| Series | PN (^{bar} / _{PSI}) | Pipe Ød | Dimensions (^{mm} / _{in}) | | Thread | Version | Weight (^{kg} / _{lbs}) ca. per 100 | Ordering Codes (Standard Option) |
|-------------|---|------------|---|-----------|-----------|----------------------|---|-------------------------------------|
| | | | l3 | Hex A | | | | |
| L | 315 4568 | 6 | 15,5 | 14 | M12 x 1,5 | A | 8,10 | SKK-20-06L-B-K-W3 |
| | | | .61 | .55 | | | 17.82 | |
| | | 8 | 15,5 | 17 | M14 x 1,5 | A | 7,80 | SKK-20-08L-B-K-W3 |
| | | | .61 | .67 | | | 17.16 | |
| | | 10 | 16,5 | 19 | M16 x 1,5 | A | 9,20 | SKK-20-10L-B-K-W3 |
| | | | .65 | .75 | | | 20.24 | |
| | 12 | 17,5 | 22 | M18 x 1,5 | A | 10,50 | SKK-20-12L-B-K-W3 | |
| | | .69 | .87 | | | 23.10 | | |
| | 15 | 21 | 27 | M22 x 1,5 | B | 13,10 | SKK-20-15L-B-K-GS-W3 | |
| | | .83 | 1.06 | | | 28.82 | | |
| | 18 | 19,5 | 32 | M26 x 1,5 | B | 16,40 | SKK-20-18L-B-K-GS-W3 | |
| | | .77 | 1.26 | | | 36.08 | | |
| 160 2320 | 22 | 20,5 | 36 | M30 x 2 | B | 20,00 | SKK-20-22L-B-K-GS-W3 | |
| | | .81 | 1.42 | | | 44.00 | | |
| | 28 | 25 | 41 | M36 x 2 | B | 26,50 | SKK-20-28L-B-K-GS-W3 | |
| | | .98 | 1.61 | | | 58.30 | | |
| 35 | 30 | 50 | M45 x 2 | B | 46,20 | SKK-20-35L-B-K-GS-W3 | | |
| | 1.18 | 1.97 | | | 101.64 | | | |
| 42 | 31 | 60 | M52 x 2 | B | 58,90 | SKK-20-42L-B-K-GS-W3 | | |
| | 1.22 | 2.36 | | | 129.58 | | | |
| S | 630 9137 | 6 | 14,5 | 17 | M14 x 1,5 | A | 8,00 | SKK-20-06S-B-K-W3 |
| | | | .57 | .67 | | | 17.60 | |
| | | 8 | 16,5 | 19 | M16 x 1,5 | A | 8,80 | SKK-20-08S-B-K-W3 |
| | | | .65 | .75 | | | 19.36 | |
| | | 10 | 16,5 | 22 | M18 x 1,5 | A | 10,30 | SKK-20-10S-B-K-W3 |
| | .65 | | .87 | 22.66 | | | | |
| | 12 | 17,5 | 24 | M20 x 1,5 | A | 12,00 | SKK-20-12S-B-K-W3 | |
| | | .69 | .94 | | | 26.40 | | |
| | 14 | 19,5 | 27 | M22 x 1,5 | B | 13,20 | SKK-20-14S-B-K-GS-W3 | |
| | | .77 | 1.06 | | | 29.04 | | |
| | 400 5801 | 16 | 18 | 30 | M24 x 1,5 | B | 15,40 | SKK-20-16S-B-K-GS-W3 |
| | | | .71 | 1.18 | | | 33.88 | |
| 20 | | 24 | 36 | M30 x 2 | B | 22,10 | SKK-20-20S-B-K-GS-W3 | |
| | | .94 | 1.42 | | | 48.62 | | |
| 25 | 26 | 46 | M36 x 2 | B | 36,20 | SKK-20-25S-B-K-GS-W3 | | |
| | 1.02 | 1.81 | | | 79.64 | | | |
| 30 | 30 | 50 | M42 x 2 | B | 43,20 | SKK-20-30S-B-K-GS-W3 | | |
| | 1.18 | 1.97 | | | 95.04 | | | |
| 315 4568 | 38 | 34 | 60 | M52 x 2 | B | 64,60 | SKK-20-38S-B-K-GS-W3 | |
| | | 1.34 | 2.36 | | | 142.12 | | |

Ordering Codes
***SKK*-20*-18L*-B*-K*-GS*-SK*-W3**

| | | |
|-------------------------|---|------------|
| * Type | Test Coupling with Piston Valve | SKK |
| * Series | STAUFF Test 20 (Connection Thread M16x2) | -20 |
| * Outside Tube Diameter | acc. to dimension table | -18 |
| * Series | Light Series | L |
| | Heavy Series | S |
| * Seal Material | NBR (Buna-N®) | -B |
| | FKM (Viton®) | -V |
| | EPDM | -E |
| * Connection | 24° Taper / O-ring (DKO) | -K |
| * Design | One-piece design (Version A) | - |
| | Screwed design (Version B) | -GS |
| * Protection Cap | Knurled protection cap | - |
| | Hexagonal protection cap | -SK |
| | Plastic protection cap | -KK |
| * Material Code | Steel, zinc/nickel-plated | -W3 |
| | Stainless Steel V2A - 1.4305 (AISI 303) | -W4 |
| | Stainless Steel V4A - 1.4571 (AISI 316 Ti) | -W5 |

With 24° Taper / O-ring (DKO) Connection acc. to ISO 8434-1 / DIN 2353
Alternative materials and surface finishings are available upon request. Contact STAUFF for further information.



Test Coupling with Ball Check
SMK-15

A



Test Coupling with Ball Check
SMK-15

A



- 1 Internal Seals
- 2 Ball
- 3 Vibration Safety O-ring
- 4 Spring
- 5 Seal at Male Threaded Stud
- 6 Port Connection

Fast Coupling for

- Monitoring and control of pressure
- Venting
- Sampling in high- and low-pressure systems

Advantages

- Test system at working pressure
- Leak proof connection before **Ball Check** is open
- Simple connection to measurement, control and switching devices
- Self locking metal protective cap

Working Pressure

- Max. working pressure 630 bar / 9137 PSI
For SMK Type G and K the recommended working pressure of fitting manufacturer should be noted.
- Connection under pressure up to 630 bar / 9137 PSI max.

Materials

- **Metal Parts:**
Standard Material Code: Steel, zinc/nickel-plated, black = **W3**
Optional:
Stainless Steel **W4** (1.4305 / AISI 303) on request
Stainless Steel **W5** (1.4571 / AISI 316Ti) on request
- **Ball:** Stainless Steel

▪ **Seal Types:**

B = NBR (Buna-N®)

(Temperature range -20 °C ... +100 °C / -4 °F ... +212 °F)

Note: Internal sealings made of FKM/FPM, even for standard NBR-type.

V = FKM (Viton®)

(Temperature range -20 °C ... +200 °C / -4 °F ... +392 °F)

E = EPDM Ethylene Propylene Diene Monomer Rubber

(for Brake fluid,

Temperature range -40 °C ... +150 °C / -40 °F ... +302 °F)

Vibration safety O-ring made of NBR (Buna-N®).

Media





- Suitable for hydraulic oils and other Mineral oil based fluid (Check compatibility of seal material)
- For use with other liquid media please contact STAUFF

Protection Cap

- The complete STAUFF-Test-15-Type-SMK range is also available with a hexagonal protection cap made of steel.

Note

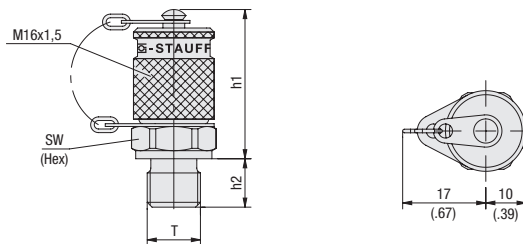
- On request TEST 15 is also available as SKK-type including "Gas"- and "Filling"-versions.

| SMK-15 Test Coupling with Male Threaded Stud | SMK-15 Type G Test Coupling with Straight 24° Fitting | SMK-15 Type K Test Coupling With 24° Taper / O-ring (DKO) | SSK-15 Bulkhead |
|---|---|--|---|
|  |  |  |  |



Test Coupling with Male Threaded Stud SMK-15

A



Ordering Codes

SMK-15*-G1/4*-B*-C*-SK*-W3

| | | |
|-------------------|---|--------------|
| * Type | Test Coupling with Ball Check | SMK |
| * Series | STAUFF Test 15 (Connection Thread M16x1,5) | -15 |
| * Port Connection | acc. to dimension table | -G1/4 |
| * Seal Material | NBR (Buna-N®) | -B |
| | FKM (Viton®) | -V |
| | EPDM | -E |
| * Seal Type | O-ring Type A | -A |
| | Metal Joint Type B | -B |
| | Elastomeric Sealing Type C | -C |
| | Taper Type D | -D |
| | O-ring Type E | -E |
| * Protection Cap | Knurled protection cap | - |
| | Hexagonal protection cap | -SK |
| * Material Code | Steel, zinc/nickel-plated | -W3 |
| | Stainless Steel V2A - 1.4305 (AISI 303) | -W4 |
| | Stainless Steel V4A - 1.4571 (AISI 316 Ti) | -W5 |

| Thread | Seal Type | Working Pressure (bar/psi) | Dimensions (mm/in) | | | Torque (Nm/lb-ft) ca. | Weight (kg/lbs) ca. per 100 | Ordering Codes (Standard Option) |
|-------------|---------------------|-------------------------------|-----------------------|-----|-----------------|--------------------------|-----------------------------------|-------------------------------------|
| | | | h1 | h2 | Hex Thread T | | | |
| M10 x 1 | Type A | 630 | 38 | 9,8 | 17 | 12 | 6,90 | SMK-15-M10x1-B-A-W3 |
| | | 9137 | 1.50 | .39 | .67 | 8.8 | 15.18 | |
| M14 x 1,5 | | 630 | 37 | 12 | 19 | 55 | 7,90 | SMK-15-M14x1.5-B-B-W3 |
| | | 9137 | 1.46 | .47 | .75 | 40.6 | 17.38 | |
| M16 x 1,5 | | 630 | 37 | 12 | 22 | 70 | 8,80 | SMK-15-M16x1.5-B-B-W3 |
| | | 9137 | 1.46 | .47 | .87 | 51.6 | 19.36 | |
| G1/8 | Type B | 400 | 39 | 8 | 17 | 18 | 6,90 | SMK-15-G1/8-B-B-W3 |
| | | 5801 | 1.54 | .31 | .67 | 13.3 | 15,21 | |
| G1/4 | | 630 | 37 | 12 | 19 | 55 | 7,60 | SMK-15-G1/4-B-B-W3 |
| | | 9137 | 1.46 | .47 | .75 | 40.6 | 16.72 | |
| G3/8 | | 630 | 37 | 12 | 22 | 90 | 9,00 | SMK-15-G3/8-B-B-W3 |
| | | 9137 | 1.46 | .47 | .87 | 66.4 | 19,80 | |
| M12 x 1,5 | | 630 | 37 | 12 | 17 | 35 | 7,10 | SMK-15-M12x1.5-B-C-W3 |
| | | 9137 | 1.46 | .47 | .67 | 25.8 | 15.62 | |
| M14 x 1,5 | | 630 | 37 | 12 | 19 | 50 | 7,70 | SMK-15-M14x1.5-B-C-W3 |
| | | 9137 | 1.46 | .47 | .75 | 36.9 | 16.94 | |
| M16 x 1,5 | Type C | 630 | 37 | 12 | 22 | 60 | 8,50 | SMK-15-M16x1.5-B-C-W3 |
| | | 9137 | 1.46 | .47 | .87 | 44.2 | 18.70 | |
| G1/8 | | 400 | 39 | 8 | 17 | 18 | 6,60 | SMK-15-G1/8-B-C-W3 |
| | | 5801 | 1.54 | .31 | .67 | 13.3 | 14.52 | |
| G1/4 | | 630 | 37 | 12 | 19 | 45 | 7,60 | SMK-15-G1/4-B-C-W3 |
| | | 9137 | 1.46 | .47 | .75 | 33.2 | 16.72 | |
| R1/4 K | | 630 | 35 | 12 | 17 | | 7,10 | SMK-15-R1/4K-B-D-W3 |
| | | 9137 | 1.38 | .47 | .67 | | 15.62 | |
| 1/8 NPT | Type D ¹ | 400 | 36 | 10 | 17 | | 6,50 | SMK-15-1/8NPT-B-D-W3 |
| | | 5801 | 1.42 | .39 | .67 | | 14.30 | |
| 1/4 NPT | | 630 | 35 | 15 | 17 | | 7,20 | SMK-15-1/4NPT-B-D-W3 |
| | | 9137 | 1.38 | .59 | .67 | | 15.84 | |
| 7/16-20 UNF | | 630 | 38 | 9,1 | 17 | 20 | 7,00 | SMK-15-7/16UNF-B-E-W3 |
| | | 9137 | 1.50 | .36 | .67 | 14.7 | 15.40 | |
| 9/16-18 UNF | Type E | 630 | 37 | 10 | 19 | 35 | 7,60 | SMK-15-9/16UNF-B-E-W3 |
| | | 9137 | 1.46 | .39 | .75 | 25.5 | 16.72 | |
| M14 x 1,5 | | 630 | 38 | 11 | 19 | 45 | 7,80 | SMK-15-M14x1.5-B-E-W3 |
| | | 9137 | 1.50 | .43 | .75 | 33.2 | 17.20 | |

Seal Type



O-ring Type A



Metal Joint Type B



Elastomeric Sealing Type C



Taper Type D¹



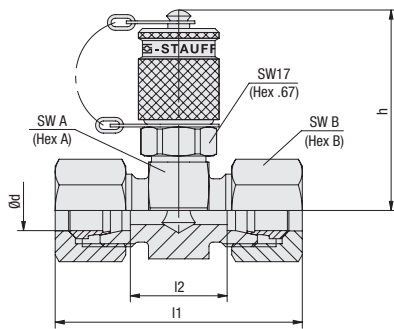
O-ring Type E

¹ Suitable liquid / plastic sealant required.

Alternative materials and surface finishings are available upon request. Contact STAUFF for further information.
Torque recommendations for Steel mating material.

For further information on Seal Types,
please see page 74-77.



**Test Coupling with Straight 24° Fitting
SMK-15 Type G**
A


| Series | PN (bar/PSI) | Pipe Ød | Dimensions (mm/in) | | | | | Weight (kg/lbs) ca. per 100 ¹ | Ordering Codes (Standard Option) ² |
|-------------|-----------------|------------|-----------------------|------|------|--------|----------------------|--|--|
| | | | ~I ³ | I2 | h | Hex A | Hex B | | |
| L | 315 4568 | 6 | 51 | 21 | 49 | 24 | 14 | 14,20 | SMK-15-06L-B-G-W3-MS |
| | | | 2.01 | .83 | 1.93 | .94 | .55 | 31.24 | |
| | | 8 | 51 | 21 | 49 | 24 | 17 | 15,40 | SMK-15-08L-B-G-W3-MS |
| | | | 2.01 | .83 | 1.93 | .94 | .67 | 33.88 | |
| | | 10 | 53 | 23 | 49 | 24 | 19 | 17,20 | SMK-15-10L-B-G-W3-MS |
| | | | 2.09 | .91 | 1.93 | .94 | .75 | 37.84 | |
| | 12 | 53 | 23 | 50,5 | 27 | 22 | 19,80 | SMK-15-12L-B-G-W3-MS | |
| | | 2.09 | .91 | 1.99 | 1.06 | .87 | 43.56 | | |
| | 15 | 55 | 25 | 52 | 30 | 27 | 25,50 | SMK-15-15L-B-G-W3-MS | |
| | | 2.17 | .98 | 2.05 | 1.18 | 1.06 | 56.10 | | |
| | 18 | 57 | 24 | 53 | 32 | 32 | 31,40 | SMK-15-18L-B-G-W3-MS | |
| | | 2.24 | .94 | 2.09 | 1.26 | 1.26 | 69.08 | | |
| | 160 2320 | 22 | 61 | 28 | 55 | 36 | 36 | 38,10 | SMK-15-22L-B-G-W3-MS |
| | | | 2.40 | 1.10 | 2.17 | 1.42 | 1.42 | 83.82 | |
| | | 28 | 61 | 28 | 57,5 | 41 | 41 | 45,70 | SMK-15-28L-B-G-W3-MS |
| | | | 2.40 | 1.10 | 2.26 | 1.61 | 1.61 | 100.54 | |
| | | 35 | 69 | 26 | 60 | 46 | 50 | 65,00 | SMK-15-35L-B-G-W3-MS |
| | | | 2.72 | 1.02 | 2.36 | 1.81 | 1.97 | 143.00 | |
| 42 | 71 | 25 | 64,5 | 55 | 60 | 87,40 | SMK-15-42L-B-G-W3-MS | | |
| | 2.80 | .98 | 2.54 | 2.17 | 2.36 | 192.28 | | | |
| S | 630 9137 | 6 | 55 | 25 | 49 | 24 | 17 | 17,00 | SMK-15-06S-B-G-W3-MS |
| | | | 2.17 | .98 | 1.93 | .94 | .67 | 37.40 | |
| | | 8 | 55 | 25 | 49 | 24 | 19 | 18,00 | SMK-15-08S-B-G-W3-MS |
| | | | 2.17 | .98 | 1.93 | .94 | .75 | 39.60 | |
| | | 10 | 57 | 24 | 49 | 24 | 22 | 20,60 | SMK-15-10S-B-G-W3-MS |
| | | | 2.24 | .94 | 1.93 | .94 | .87 | 45.32 | |
| | 12 | 57 | 24 | 49 | 24 | 24 | 21,60 | SMK-15-12S-B-G-W3-MS | |
| | | 2.24 | .94 | 1.93 | .94 | .94 | 47.52 | | |
| | 14 | 63 | 27 | 50,5 | 27 | 27 | 27,70 | SMK-15-14S-B-G-W3-MS | |
| | | 2.50 | 1.06 | 1.99 | 1.06 | 1.06 | 60.94 | | |
| | 400 5801 | 16 | 63 | 26 | 52 | 30 | 30 | 32,50 | SMK-15-16S-B-G-W3-MS |
| | | | 2.50 | 1.02 | 2.05 | 1.18 | 1.18 | 71.50 | |
| 20 | | 69 | 26 | 55 | 36 | 36 | 45,40 | SMK-15-20S-B-G-W3-MS | |
| | | 2.72 | 1.02 | 2.17 | 1.42 | 1.42 | 99.88 | | |
| 25 | | 75 | 27 | 57,5 | 41 | 46 | 74,60 | SMK-15-25S-B-G-W3-MS | |
| | | 2.95 | 1.06 | 2.26 | 1.61 | 1.81 | 164.12 | | |
| 30 | 81 | 28 | 60 | 46 | 50 | 85,90 | SMK-15-30S-B-G-W3-MS | | |
| | 3.19 | 1.10 | 2.36 | 1.81 | 1.97 | 188.98 | | | |
| 315 4568 | 38 | 91 | 29 | 64,5 | 55 | 60 | 7,40 | SMK-15-38S-B-G-W3-MS | |
| | | | 3.58 | 1.14 | 2.54 | 2.17 | 2.36 | 16.28 | |

Ordering Codes
***SMK*-15*-18L*-B*-G*-SK*-W3*-MS**

| | | |
|---------------------------|--|-------------|
| * Type | Test Coupling with Ball Check | SMK |
| * Series | STAUFF Test 15 (Connection Thread M16x1,5) | -15 |
| * Outside Tube Diameter | acc. to dimension table | -18 |
| * Series | Light Series | L |
| | Heavy Series | S |
| * Seal Material | NBR (Buna-N®) | -B |
| | FKM (Viton®) | -V |
| | EPDM | -E |
| * Connection | Straight 24° Fitting | -G |
| * Protection Cap | Knurled protection cap | - |
| | Hexagonal protection cap | -SK |
| * Material Code | Steel, zinc/nickel-plated | -W3 |
| | Stainless Steel V2A - 1.4305 (AISI 303) | -W4 |
| | Stainless Steel V4A - 1.4571 (AISI 316 Ti) | -W5 |
| * Assembling / Kitting | Fitting body only | - |
| | Fitting body supplied with Cutting rings and union nuts | -MS |
| | Fitting body supplied with soft-sealing cutting rings and union nuts | -MSV |

¹ Weight including cutting rings and union nuts.

² Standard option: Fitting body supplied with Cutting rings and union nuts.

³ Approximate dimension in assembled condition.

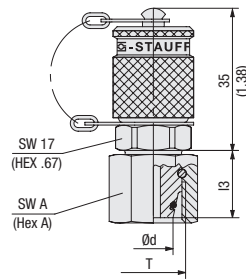
Port acc. to ISO 8434-1 / DIN 2353

Alternative materials and surface finishings are available upon request. Contact STAUFF for further information.

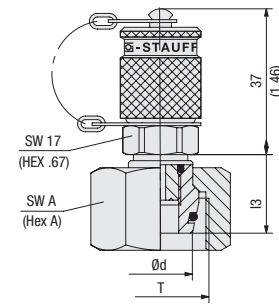


**Test Coupling with 24° Taper / O-ring (DKO)
SMK-15 Type K**

A



Version A



Version B

Ordering Codes

***SMK*-15*-18L*-B*-K*-GS*-SK*-W3**

| | | |
|-------------------------|---|------------|
| * Type | Test Coupling with Ball Check | SMK |
| * Series | STAUFF Test 20 (Connection Thread M16x1,5) | -15 |
| * Outside Tube Diameter | acc. to dimension table | -18 |
| * Series | Light Series | L |
| | Heavy Series | S |
| * Seal Material | NBR (Buna-N®) | -B |
| | FKM (Viton®) | -V |
| | EPDM | -E |
| * Connection | 24° Taper / O-ring (DKO) | -K |
| * Design | One-piece design (Version A) | - |
| | Screwed design (Version B) | -GS |
| * Protection Cap | Knurled protection cap | - |
| | Hexagonal protection cap | -SK |
| * Material Code | Steel, zinc/nickel-plated | -W3 |
| | Stainless Steel V2A - 1.4305 (AISI 303) | -W4 |
| | Stainless Steel V4A - 1.4571 (AISI 316 Ti) | -W5 |

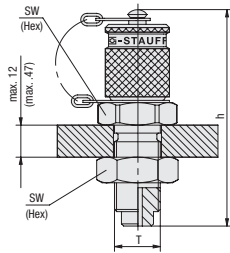
| Series | PN (^{mm} / _{psi}) | Pipe Ød | Dimensions (^{mm} / _{in}) | | | Thread | Version | Weight (^{kg} / _{lbs}) ca. per 100 | Ordering Codes (Standard Option) |
|-------------|--|------------|---|-----------|-----------|----------------------|----------------------|---|-------------------------------------|
| | | | l3 | Hex A | T | | | | |
| L | 315 4568 | 6 | 15,5 | 14 | M12 x 1,5 | A | 8,00 | SMK-15-06L-B-K-W3 | |
| | | | .61 | .55 | | | 17,60 | | |
| | | 8 | 15,5 | 17 | M14 x 1,5 | A | 8,00 | SMK-15-08L-B-K-W3 | |
| | | | .61 | .67 | | | 17,60 | | |
| | | 10 | 16,5 | 19 | M16 x 1,5 | A | 9,30 | SMK-15-10L-B-K-W3 | |
| | | | .65 | .75 | | | 20,46 | | |
| | 12 | 17,5 | 22 | M18 x 1,5 | A | 10,60 | SMK-15-12L-B-K-W3 | | |
| | | .69 | .87 | | | 23,32 | | | |
| | 15 | 21 | 27 | M22 x 1,5 | B | 13,00 | SMK-15-15L-B-K-GS-W3 | | |
| | | .83 | 1.06 | | | 28,60 | | | |
| | 18 | 19,5 | 32 | M26 x 1,5 | B | 16,30 | SMK-15-18L-B-K-GS-W3 | | |
| | | .77 | 1.26 | | | 35,86 | | | |
| | 160 2320 | 22 | 20,5 | 36 | M30 x 2 | B | 19,00 | SMK-15-22L-B-K-GS-W3 | |
| | | | .81 | 1.42 | | | 41,80 | | |
| 28 | | 25 | 41 | M36 x 2 | B | 26,50 | SMK-15-28L-B-K-GS-W3 | | |
| | | .98 | 1.61 | | | 58,30 | | | |
| 35 | | 30 | 50 | M45 x 2 | B | 40,43 | SMK-15-35L-B-K-GS-W3 | | |
| | | 1.18 | 1.97 | | | 88,95 | | | |
| 42 | 31 | 60 | M52 x 2 | B | 58,40 | SMK-15-42L-B-K-GS-W3 | | | |
| | 1.22 | 2.36 | | | 128,48 | | | | |
| S | 630 9137 | 6 | 14,5 | 17 | M14 x 1,5 | A | 7,90 | SMK-15-06S-B-K-W3 | |
| | | | .57 | .67 | | | 17,38 | | |
| | | 8 | 16,5 | 19 | M16 x 1,5 | A | 8,80 | SMK-15-08S-B-K-W3 | |
| | | | .65 | .75 | | | 19,36 | | |
| | | 10 | 16,5 | 22 | M18 x 1,5 | A | 10,30 | SMK-15-10S-B-K-W3 | |
| | | | .65 | .87 | | | 22,66 | | |
| | 12 | 17,5 | 24 | M20 x 1,5 | A | 11,90 | SMK-15-12S-B-K-W3 | | |
| | | .69 | .94 | | | 26,18 | | | |
| | 14 | 19,5 | 27 | M22 x 1,5 | B | 14,60 | SMK-15-14S-B-K-GS-W3 | | |
| | | .77 | 1.06 | | | 32,12 | | | |
| | 400 5801 | 16 | 18 | 30 | M24 x 1,5 | B | 15,20 | SMK-15-16S-B-K-GS-W3 | |
| | | | .71 | 1.18 | | | 33,44 | | |
| | | 20 | 24 | 36 | M30 x 2 | B | 22,20 | SMK-15-20S-B-K-GS-W3 | |
| | | | .94 | 1.42 | | | 48,84 | | |
| 25 | | 26 | 46 | M36 x 2 | B | 35,50 | SMK-15-25S-B-K-GS-W3 | | |
| | | 1.02 | 1.81 | | | 78,10 | | | |
| 30 | 30 | 50 | M42 x 2 | B | 43,40 | SMK-15-30S-B-K-GS-W3 | | | |
| | 1.18 | 1.97 | | | 95,48 | | | | |
| 315 4568 | 38 | 34 | 60 | M52 x 2 | B | 63,80 | SMK-15-38S-B-K-GS-W3 | | |
| | | 1.34 | 2.36 | | | 140,36 | | | |

With 24° Taper / O-ring (DKO) Connection acc. to ISO 8434-1 / DIN 2353
Alternative materials and surface finishings are available upon request. Contact STAUFF for further information.

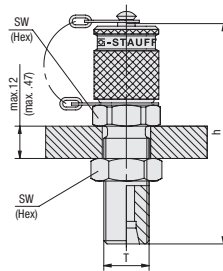


**Bulkhead
SSK-15**

A



Version A



Version B



| Thread | Dimensions (mm/in) | | Version | Weight (kg/lbs) ca. per 100 | Ordering Codes (Standard Option) |
|------------------------|--------------------|-------|---------|-----------------------------|----------------------------------|
| | T | h Hex | | | |
| M16 x 1,5 | 72 | 19 | A | 11,20 | SSK-15-B-W3 |
| | 2.83 | .75 | | 24.64 | |
| M16 x 1,5 ¹ | 72 | 22 | B | 12,30 | SSK-15/08S-B-W3 |
| | 2.83 | .87 | | 27.06 | |

Also available for gaseous media: Type SSKK

¹ Compression ring assembly 08S according to ISO 8434-1 / DIN 2353

Standard option: With Hexagon Lock Nut.

Standard option - Version B: Excluding cutting rings and union nuts

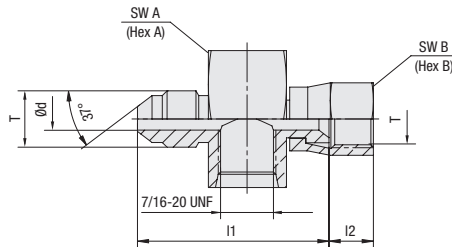
Alternative materials and surface finishings are available upon request. Contact STAUFF for further information.

Ordering Codes

***SSK*-15/08S*-B*-SK*-W3**

| | | |
|-------------------------|--|-------------------------------------|
| * Type | Bulkhead with Ball Check | SSK |
| * Series | STAUFF Test 15 (Connection Thread M16x1,5) | -15 |
| * Outside Tube Diameter | acc. to dimension table | /08 |
| * Series | Heavy Series | S |
| * Seal Material | NBR (Buna-N®) FKM (Viton®) EPDM | -B -V -E |
| * Protection Cap | Knurled protection cap Hexagonal protection cap | - -SK |
| * Material Code | Steel, zinc/nickel-plated | -W3 |
| | Stainless Steel V2A - 1.4305 (AISI 303) | -W4 |
| | Stainless Steel V4A - 1.4571 (AISI 316 Ti) | -W5 |

**Swivel Run Tee with 37° JIC Connection
SGV-JIC Type FM**



| Pipe Ø inch | JIC- Size | Dimensions (mm/in) | | | | | Thread T inch | Weight (kg/lbs) ca. per 100 | Ordering Codes (Standard Option) |
|----------------|--------------|--------------------|-------|-------|-------|-------|---------------------|-----------------------------------|-------------------------------------|
| | | Ø d | l1 | l2 | Hex A | Hex B | | | |
| 1/4 | 04 | 4,37 | 37,74 | 8,74 | 27 | 14,29 | 7/16-20 UNF | 8,96 | SGV-7/16UNF-04-JIC1/4-FM-W66 |
| | | .17 | 1.49 | .34 | 1.06 | .56 | | 19.71 | |
| 3/8 | 06 | 7,54 | 40,01 | 9,53 | 27 | 17,46 | 9/16-18 UNF | 9,60 | SGV-7/16UNF-06-JIC3/8-FM-W66 |
| | | .30 | 1.58 | .38 | 1.06 | .69 | | 21.12 | |
| 1/2 | 08 | 9,93 | 44,65 | 10,72 | 27 | 22,23 | 3/4-16 UNF | 11,20 | SGV-7/16UNF-08-JIC1/2-FM-W66 |
| | | .39 | 1.76 | .42 | 1.06 | .88 | | 24.64 | |
| 5/8 | 10 | 12,29 | 48,26 | 12,70 | 28,58 | 25,40 | 7/8-14 UNF | 17,10 | SGV-7/16UNF-10-JIC1/2-FM-W66 |
| | | .48 | 1.90 | .50 | 1.13 | 1.00 | | 37.62 | |
| 3/4 | 12 | 15,47 | 51,33 | 14,45 | 31,75 | 31,75 | 1-1/16-12 UN | 20,40 | SGV-7/16UNF-12-JIC3/4-FM-W66 |
| | | .61 | 2.02 | .57 | 1.25 | 1.25 | | 44.88 | |
| 1 | 16 | 21,44 | 57,30 | 15,09 | 38,10 | 38,10 | 1-5/16-12 UN | 30,80 | SGV-7/16UNF-16-JIC1-FM-W66 |
| | | .84 | 2.26 | .59 | 1.50 | 1.50 | | 67.76 | |

Ordering Codes

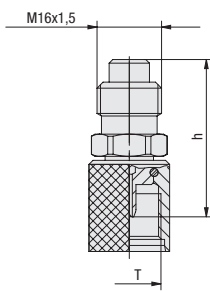
***SGV*-7/16UNF*-12*-JIC3/4*-FM*-W66**

| | | |
|-------------------------|--|-----------------|
| * Type | Swivel Run Tee | SGV |
| * Port Connection | acc. to dimension table | -7/16UNF |
| * JIC Size | acc. to dimension table | -12 |
| * Connection | 37° JIC Connection | -JIC |
| * Outside Tube Diameter | acc. to dimension table | 3/4 |
| * Connection | Female/Male Thread | -FM |
| * Material Code | Steel, zinc plated and Thick-layer passivated | -W66 |

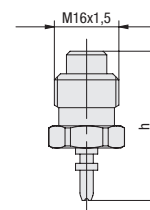
Alternative materials and surface finishings are available upon request. Contact STAUFF for further information.



**Test Adaptor
SAD-15**



Version A



Version B

Ordering Codes

***SAD*-15/20*-B*-W3**

| | | |
|-------------------|--|---------------|
| * Type | Test Adaptor | SAD |
| * Connection Type | Version A | -15/20 |
| | Version B | -15/12 |
| | Version B | -15/10 |
| * Seal Material | NBR (Buna-N®) | -B |
| | FKM (Viton®) | -V |
| | EPDM | -E |
| * Material Code | Steel, zinc/nickel-plated | -W3 |
| | Stainless Steel V2A - 1.4305 (AISI 303) | -W4 |
| | Stainless Steel V4A - 1.4571 (AISI 316 Ti) | -W5 |

| Thread | Dimensions (mm/in) | Version | Weight (kg/lbs) ca. per 100 | Ordering Codes (Standard Option) |
|------------------|--------------------|---------|-----------------------------|----------------------------------|
| T | h | | | |
| M16 x 2 | 39 | A | 6,20 | SAD-15/20-B-W3 |
| | 1.54 | | 13.64 | |
| S12 ¹ | 39 | A | 5,40 | SAD-15/12-B-W3 |
| | 1.54 | | 11.88 | |
| Plug in | 37 | B | 3,20 | SAD-15/10-B-W3 |
| | 1.46 | | 7.05 | |

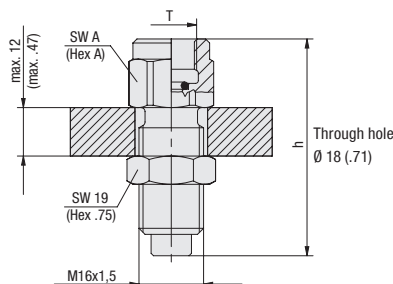
¹ Special thread: buttress thread S12,65 x1,5

Alternative materials and surface finishings are available upon request. Contact STAUFF for further information.

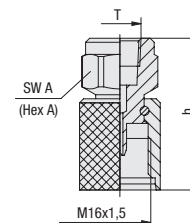
**Gauge Adaptor
SMA-15**



**Direct Gauge Adaptor
SMD-15**



Gauge Adaptor SMA-15



Direct Gauge Adaptor SMD-15

Ordering Codes

***SMA*-15*-G1/4*-B*-OR*-W3**

| | | |
|-----------------|--|--------------|
| * Type | Gauge Adaptor | SMA |
| * Series | STAUFF Test 15 (Connection Thread M16x1,5) | -15 |
| * Thread | acc. to dimension table | -G1/4 |
| * Seal Material | NBR (Buna-N®) | -B |
| | FKM (Viton®) | -V |
| | EPDM | -E |
| * Seal Type | with O-ring | -OR |
| * Material Code | Steel, zinc/nickel-plated | -W3 |
| | Stainless Steel V2A - 1.4305 (AISI 303) | -W4 |
| | Stainless Steel V4A - 1.4571 (AISI 316 Ti) | -W5 |


| Thread | Dimensions (mm/in) | Hex A | Weight (kg/lbs) ca. per 100 | Ordering Codes (Standard Option) |
|---------|--------------------|-------|-----------------------------|----------------------------------|
| T | h | | | |
| G1/4 | 54 | 19 | 7,40 | SMA-15-G1/4-B-OR-W3 |
| | 2.13 | .75 | 16.28 | |
| G1/2 | 64 | 27 | 12,20 | SMA-15-G1/2-B-OR-W3 |
| | 2.52 | 1.06 | 26.84 | |
| 1/4 NPT | 54 | 19 | 7,80 | SMA-15-1/4NPT-B-W3 |
| | 2.13 | .75 | 17.16 | |
| 1/2 NPT | 64 | 27 | 14,5 | SMA-15-1/2NPT-B-W3 |
| | 2.52 | 1.06 | 31.97 | |
| G1/4 | 41 | 19 | 5,60 | SMD-15-G1/4-B-OR-W3 |
| | 1.61 | .75 | 12.32 | |
| G1/2 | 51 | 27 | 9,90 | SMD-15-G1/2-B-OR-W3 |
| | 2.01 | 1.06 | 21.78 | |
| 1/4 NPT | 41 | 19 | 5,60 | SMD-15-1/4NPT-W3 |
| | 1.61 | .75 | 12.32 | |
| 1/2 NPT | 51 | 27 | 13,50 | SMD-15-1/2NPT-W3 |
| | 2.01 | 1.06 | 29,76 | |

Standard option - SMA-15: With Hexagon Lock Nut.

Alternative materials and surface finishings are available upon request. Contact STAUFF for further information. Snubber on request.

Dimensional drawings: All dimensions in mm (in).






Test Coupling with Piston Valve
SKK-12

A



Test Coupling with Piston Valve SKK-12

A



- 1 Internal Seals
- 2 Piston
- 3 Vibration Safety O-ring
- 4 Spring
- 5 Seal at Male Threaded Stud
- 6 Port Connection

Fast Coupling for

- Monitoring and control of pressure
- Venting
- Sampling in high- and low-pressure systems
- Filling of accumulators (special filling-version)

Advantages

- Test system at working pressure
- Leakproof connection before **piston valve** is open
- Simple connection to measurement, control and switching devices
- Self locking metal protective cap

Working Pressure

- Max. working pressure 630 bar / 9137 PSI
For SKK Type G and K the recommended working pressure of fitting manufacturer should be noted.
- Connection under pressure up to 400 bar / 5801 PSI max.

DVGW

- DVGW registration as test points for gas pressure controlsystems, issued by the German Technical and Scientific Association for Gas and Water
- The DVGW approval relates solely to the SKK-12 and SKK-20 series with connection types:
 - M8x1-V-A-DVGW
 - M10x1-V-A-DVGW
 - 1/8NPT-V-D-DVGW
 - 1/4NPT-V-D-DVGW

Materials

- **Metal Parts:**
Standard material: Steel, zinc/nickel-plated = **W3**
Optional:
Stainless Steel **W4** (1.4305 / AISI 303) on request
Stainless Steel **W5** (1.4571 / AISI 316Ti) on request

- **Seal Types:**
B = NBR (Buna-N®)
(Temperature range -20 °C ... +100°C / -4 °F ... +212 °F)
Note: Internal sealings made of FKM/FPM, even for standard NBR-type.

V = FKM (Viton®)
(Temperature range -20 °C ... +200 °C / -4 °F ... +392 °F)

E = EPDM Ethylene Propylene Diene Monomer Rubber
(for Brake fluid,
Temperature range -40 °C ... +150 °C / -40 °F ... +302 °F)





Vibration safety O-ring made of NBR (Buna-N®).

Media

- Suitable for hydraulic oils and other Mineral oil based fluids (Check compatibility of seal material)
- For use with other liquid media please contact STAUFF
- In case of ultimate tightness requirements for gaseous media, a special Gas-type is available

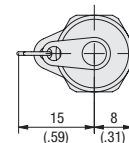
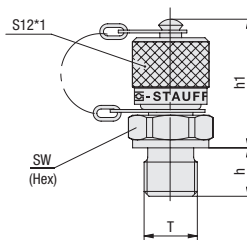
Protection Cap

- The complete STAUFF-Test-12-type-SKK range is also available with a plastic protection cap.

| SKK-12 Test Coupling with Male Threaded Stud | SKK-12 Type G Test Coupling with Straight 24° Fitting | SMK-12 Type K Test Coupling With 24° Taper / O-ring (DKO) | SSKK-12 Bulkhead |
|---|---|--|---|
|  |  |  |  |



Test Coupling with Male Threaded Stud SKK-12



Ordering Codes

SKK-12*-G1/4*-B*-C*-KK*-W3

| | | |
|-------------------|--|---|
| * Type | Test Coupling with Piston Valve | SKK |
| * Series | STAUFF Test 12 (Connection Thread S12,65 x 1,5) | -12 |
| * Port Connection | acc. to dimension table | -G1/4 |
| * Seal Material | NBR (Buna-N®) FKM (Viton®) EPDM | -B -V -E |
| * Seal Type | O-ring Type A Metal Joint Type B Elastomeric Sealing Type C Taper Type D O-ring Type E | -A -B -C -D -E |
| * Protection Cap | Knurled protection cap Plastic protection cap | - -KK |
| * Material Code | Steel, zinc/nickel-plated Stainless Steel V2A - 1.4305 (AISI 303) Stainless Steel V4A - 1.4571 (AISI 316 Ti) | -W3 -W4 -W5 |

Seal Type



O-ring Type A



Metal Joint Type B



Elastomeric Sealing Type C



Taper Type D¹



O-ring Type E

| Thread | Seal Type | Working Pressure (^{bar} / _{PSI}) | Dimensions (^{mm} / _{in}) | | | Torque (^{N·m} / _{ft·lb}) ca. | Weight (^{kg} / _{lbs}) ca. per 100 | Ordering Codes (Standard Option) |
|-------------|---------------------|---|---|-----|-----------------|---|---|-------------------------------------|
| | | | h1 | h2 | Hex Thread T | | | |
| M8 x 1 | Type A | 250 | 38 | 8,5 | 14 | 6 | 5,50 | SKK-12-M8x1-B-A-W3 |
| | | 3625 | 1.50 | .33 | .55 | 4.4 | 12.10 | |
| M10 x 1 | Type A | 630 | 35 | 9,8 | 14 | 12 | 5,30 | SKK-12-M10x1-B-A-W3 |
| | | 9137 | 1.38 | .39 | .67 | 8.8 | 11.66 | |
| M12 x 1,5 | Type A | 630 | 31 | 12 | 17 | 35 | 5,60 | SKK-12-M12x1.5-B-B-W3 |
| | | 9137 | 1.22 | .47 | .67 | 25.8 | 12.35 | |
| M14 x 1,5 | Type A | 630 | 31 | 12 | 19 | 55 | 6,40 | SKK-12-M14x1.5-B-B-W3 |
| | | 9137 | 1.22 | .47 | .75 | 40.6 | 14.08 | |
| M16 x 1,5 | Type B | 630 | 31 | 12 | 22 | 70 | 8,10 | SKK-12-M16x1.5-B-B-W3 |
| | | 9137 | 1.22 | .47 | .87 | 51.6 | 17.82 | |
| G1/4 | Type B | 630 | 30 | 12 | 19 | 55 | 6,10 | SKK-12-G1/4-B-B-W3 |
| | | 9137 | 1.18 | .47 | .75 | 40.6 | 13.42 | |
| G3/8 | Type B | 630 | 31 | 12 | 22 | 90 | 7,80 | SKK-12-G3/8-B-B-W3 |
| | | 9137 | 1.22 | .47 | .87 | 66.4 | 17.16 | |
| M12 x 1,5 | Type C | 630 | 31 | 12 | 17 | 35 | 5,70 | SKK-12-M12x1.5-B-C-W3 |
| | | 9137 | 1.22 | .47 | .67 | 25.8 | 12.54 | |
| G1/8 | Type C | 400 | 40 | 8 | 14 | 18 | 5,90 | SKK-12-G1/8-B-C-W3 |
| | | 5801 | 1.57 | .31 | .55 | 13.3 | 12.98 | |
| G1/4 | Type C | 630 | 31 | 12 | 19 | 45 | 6,30 | SKK-12-G1/4-B-C-W3 |
| | | 9137 | 1.22 | .47 | .75 | 33.2 | 13.86 | |
| R1/8 K | Type D ² | 400 | 33 | 8 | 17 | | 5,00 | SKK-12-R1/8K-B-D-W3 |
| | | 5801 | 1.30 | .31 | .55 | | 11.00 | |
| R1/4 K | Type D ² | 630 | 30 | 12 | 17 | | 5,40 | SKK-12-R1/4K-B-D-W3 |
| | | 9137 | 1.18 | .47 | .55 | | 11.88 | |
| 1/8 NPT | Type D ² | 400 | 33 | 10 | 14 | | 5,00 | SKK-12-1/8NPT-B-D-W3 |
| | | 5801 | 1.30 | .39 | .55 | | 11.00 | |
| 1/4 NPT | Type D ² | 630 | 28 | 15 | 14 | | 5,50 | SKK-12-1/4NPT-B-D-W3 |
| | | 9137 | 1.10 | .59 | .55 | | 12.10 | |
| 5/16-24 UNF | Type E | 400 | 38 | 7,5 | 14 | 8 | 5,40 | SKK-12-5/16UNF-B-E-W3 |
| | | 5801 | 1.50 | .30 | .55 | 5.9 | 11.88 | |
| 7/16-20 UNF | Type E | 630 | 33 | 9,1 | 17 | 20 | 5,90 | SKK-12-7/16UNF-B-E-W3 |
| | | 9137 | 1.30 | .36 | .67 | 14.7 | 12.98 | |
| 1/2-20 UNF | Type E | 630 | 32 | 9,2 | 17 | 25 | 5,90 | SKK-12-1/2UNF-B-E-W3 |
| | | 9137 | 1.26 | .36 | .67 | 18.4 | 12.98 | |
| 9/16-18 UNF | Type E | 630 | 31 | 10 | 19 | 35 | 6,30 | SKK-12-9/16UNF-B-E-W3 |
| | | 9137 | 1.22 | .39 | .75 | 25.8 | 13.86 | |
| M12 x 1,5 | Type E | 630 | 32 | 11 | 17 | 35 | 5,80 | SKK-12-M12x1.5-B-E-W3 |
| | | 9137 | 1.26 | .43 | .67 | 25.8 | 12.79 | |

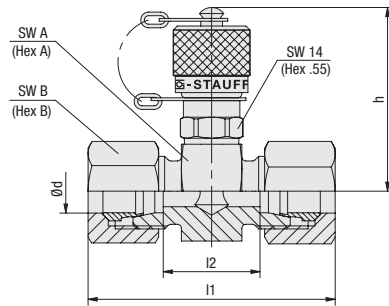
¹ Special thread: buttress thread S12,65 x1,5

² Suitable liquid / plastic sealant required.

Alternative materials and surface finishings are available upon request. Contact STAUFF for further information.
Torque recommendations for Steel mating material.

For further information on Seal Types,
please see page 74-77.



**Test Coupling with Straight 24° Fitting
SKK-12 Type G**
A


| Series | PN (^{MS} / _{FS}) | Pipe Ød | Dimensions (^{mm} / _{in}) | | | | | Weight (^{kg} / _{lbs}) ca. per 100 ¹ | Ordering Codes (Standard Option) ² |
|-------------|---|------------|---|------|------|--------|----------------------|--|--|
| | | | ~I ³ | I2 | h | Hex A | Hex B | | |
| L | 315 4568 | 6 | 51 | 21 | 46 | 24 | 14 | 13,00 | SKK-12-06L-B-G-W3-MS |
| | | | 2.01 | .83 | 1.81 | .94 | .55 | 28.60 | |
| | | 8 | 51 | 21 | 46 | 24 | 17 | 14,10 | SKK-12-08L-B-G-W3-MS |
| | | | 2.01 | .83 | 1.81 | .94 | .67 | 31.02 | |
| | | 10 | 53 | 23 | 46 | 24 | 19 | 15,30 | SKK-12-10L-B-G-W3-MS |
| | | | 2.09 | .91 | 1.81 | .94 | .75 | 33.66 | |
| | | 12 | 53 | 23 | 47,5 | 27 | 22 | 18,20 | SKK-12-12L-B-G-W3-MS |
| | | | 2.09 | .91 | 1.87 | 1.06 | .87 | 40.04 | |
| | | 15 | 55 | 25 | 49 | 30 | 27 | 24,50 | SKK-12-15L-B-G-W3-MS |
| | | | 2.17 | .98 | 1.92 | 1.18 | 1.06 | 53.90 | |
| | | 18 | 57 | 24 | 50 | 32 | 32 | 19,00 | SKK-12-18L-B-G-W3-MS |
| | | | 2.24 | .94 | 1.97 | 1.26 | 1.26 | 41.89 | |
| | 160 2320 | 22 | 61 | 28 | 52 | 36 | 36 | 32,20 | SKK-12-22L-B-G-W3-MS |
| | | | 2.40 | 1.10 | 2.05 | 1.42 | 1.42 | 70.84 | |
| | | 28 | 61 | 28 | 54,5 | 41 | 41 | 44,00 | SKK-12-28L-B-G-W3-MS |
| | | | 2.40 | 1.10 | 2.15 | 1.61 | 1.61 | 96.80 | |
| | | 35 | 69 | 26 | 57 | 46 | 50 | 39,50 | SKK-12-35L-B-G-W3-MS |
| | | | 2.72 | 1.02 | 2.24 | 1.81 | 1.97 | 87.08 | |
| 42 | 71 | 25 | 61,5 | 55 | 60 | 85,80 | SKK-12-42L-B-G-W3-MS | | |
| | 2.80 | .98 | 2.42 | 2.17 | 2.36 | 188.76 | | | |
| S | 630 9137 | 6 | 55 | 25 | 46 | 24 | 17 | 15,60 | SKK-12-06S-B-G-W3-MS |
| | | | 2.17 | .98 | 1.81 | .94 | .67 | 34.32 | |
| | | 8 | 55 | 25 | 46 | 24 | 19 | 16,50 | SKK-12-08S-B-G-W3-MS |
| | | | 2.17 | .98 | 1.81 | .94 | .75 | 36.30 | |
| | | 10 | 57 | 24 | 46 | 24 | 22 | 19,04 | SKK-12-10S-B-G-W3-MS |
| | | | 2.24 | .94 | 1.81 | .94 | .87 | 41.89 | |
| | 12 | 57 | 24 | 46 | 24 | 24 | 20,90 | SKK-12-12S-B-G-W3-MS | |
| | | 2.24 | .94 | 1.81 | .94 | .94 | 45.98 | | |
| | 14 | 63 | 27 | 47,5 | 27 | 27 | 27,00 | SKK-12-14S-B-G-W3-MS | |
| | | 2.50 | 1.06 | 1.87 | 1.06 | 1.06 | 59.40 | | |
| | 400 5801 | 16 | 63 | 26 | 49 | 30 | 30 | 31,10 | SKK-12-16S-B-G-W3-MS |
| | | | 2.50 | 1.02 | 1.93 | 1.18 | 1.18 | 68.42 | |
| | | 20 | 69 | 26 | 52 | 36 | 36 | 48,20 | SKK-12-20S-B-G-W3-MS |
| | | | 2.72 | 1.02 | 2.05 | 1.42 | 1.42 | 106.04 | |
| | | 25 | 75 | 27 | 54,5 | 41 | 46 | 73,50 | SKK-12-25S-B-G-W3-MS |
| | | | 2.95 | 1.06 | 2.15 | 1.61 | 1.81 | 161.70 | |
| | 30 | 81 | 28 | 57 | 46 | 50 | 85,45 | SKK-12-30S-B-G-W3-MS | |
| | | 3.19 | 1.10 | 2.24 | 1.81 | 1.97 | 187.99 | | |
| 315 4568 | 38 | 91 | 29 | 61,5 | 55 | 60 | 63,20 | SKK-12-38S-B-G-W3-MS | |
| | | 3.58 | 1.14 | 2.42 | 2.17 | 2.36 | 139.33 | | |

Ordering Codes
***SKK*-12*-18L*-B*-G*-SK*-W3*-MS**

| | | |
|---------------------------|---|---------------------------------------|
| * Type | Test Coupling with Piston Valve | SKK |
| * Series | STAUFF Test 12 (Connection Thread S12,65 x 1,5) | -12 |
| * Outside Tube Diameter | acc. to dimension table | -18 |
| * Series | Light Series Heavy Series | L S |
| * Seal Material | NBR (Buna-N®) FKM (Viton®) EPDM | -B -V -E |
| * Connection | Straight 24° Fitting | -G |
| * Protection Cap | Knurled protection cap Hexagonal protection cap | - -SK |
| * Material Code | Steel, zinc/nickel-plated Stainless Steel V2A - 1.4305 (AISI 303) | -W3 -W4 |
| | Stainless Steel V4A - 1.4571 (AISI 316 Ti) | -W5 |
| * Assembling / Kitting | Fitting body only Fitting body supplied with Cutting rings and union nuts Fitting body supplied with soft-sealing cutting rings and union nuts | - -MS -MSV |

¹ Weight including cutting rings and union nuts.

² Standard option: Fitting body supplied with Cutting rings and union nuts.

³ Approximate dimension in assembled condition.

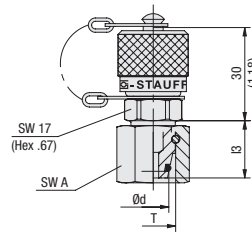
Port acc. to ISO 8434-1 / DIN 2353

Alternative materials and surface finishings are available upon request. Contact STAUFF for further information.

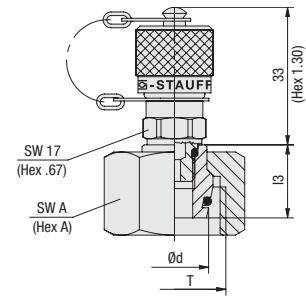


**Test Coupling with 24° Taper / O-ring (DKO)
SKK-12 Type K**

A



Version A



Version B

Ordering Codes

***SKK*-12*-18L*-B*-K*-GS*-SK*-W3**

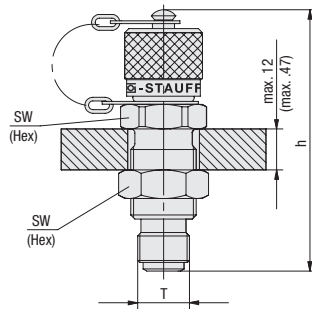
- * Type Test Coupling with Piston Valve **SKK**
- * Series STAUFF Test 12 **-12**
(Connection Thread S12,65 x 1,5)
- * Outside Tube Diameter acc. to dimension table **-18**
- * Series Light Series **L**
Heavy Series **S**
- * Seal Material NBR (Buna-N®) **-B**
FKM (Viton®) **-V**
EPDM **-E**
- * Connection 24° Taper / O-ring (DKO) **-K**
- * Design One-piece design (Version A) **-**
Screwed design (Version B) **-GS**
- * Protection Cap Knurled protection cap **-**
Hexagonal protection cap **-SK**
- * Material Code Steel, zinc/nickel-plated **-W3**
Stainless Steel V2A - 1.4305 (AISI 303) **-W4**
Stainless Steel V4A - 1.4571 (AISI 316 Ti) **-W5**

| Series | PN (^{mm} / _{psi}) | Pipe $\emptyset d$ | Dimensions (^{mm} / _{in}) | | | Thread | Version | Weight (^{kg} / _{lbs}) ca. per 100 | Ordering Codes (Standard Option) |
|--------|--|-----------------------|---|-----------|-----------|-----------|-------------------|---|-------------------------------------|
| | | | l_3 | Hex A | T | | | | |
| L | 315 4568 | 6 | 15,5 | 14 | M12 x 1,5 | A | 6,40 | SKK-12-06L-B-K-W3 | |
| | | | .61 | .55 | | | 14,08 | | |
| | | 8 | 15,5 | 17 | M14 x 1,5 | A | 6,50 | SKK-12-08L-B-K-W3 | |
| | | | .61 | .67 | | | 14,30 | | |
| | | 10 | 16,5 | 19 | M16 x 1,5 | A | 7,90 | SKK-12-10L-B-K-W3 | |
| | | | .65 | .75 | | | 17,38 | | |
| | 12 | 17,5 | 22 | M18 x 1,5 | A | 9,00 | SKK-12-12L-B-K-W3 | | |
| | | .69 | .87 | | | 19,80 | | | |
| | 15 | 160 2320 | 22 | 21 | 27 | M22 x 1,5 | B | 11,70 | SKK-12-15L-B-K-GS-W3 |
| | | | | .83 | 1.06 | | | 25,74 | |
| | 18 | 28 | 25 | 19,5 | 32 | M26 x 1,5 | B | 19,00 | SKK-12-18L-B-K-GS-W3 |
| | | | | .77 | 1.26 | | | 41,80 | |
| | 22 | 35 | 30 | 20,5 | 36 | M30 x 2 | B | 18,70 | SKK-12-22L-B-K-GS-W3 |
| | | | | .81 | 1.42 | | | 41,14 | |
| 28 | 42 | 30 | 25 | 41 | M36 x 2 | B | 24,70 | SKK-12-28L-B-K-GS-W3 | |
| | | | .98 | 1.61 | | | 54,34 | | |
| 35 | 315 4568 | 50 | 30 | 50 | M45 x 2 | B | 39,50 | SKK-12-35L-B-K-GS-W3 | |
| | | | 1.18 | 1.97 | | | 86,90 | | |
| 42 | 400 5801 | 60 | 31 | 60 | M52 x 2 | B | 85,80 | SKK-12-42L-B-K-GS-W3 | |
| | | | 1.22 | 2.36 | | | 189,16 | | |
| S | 630 9137 | 6 | 14,5 | 17 | M14 x 1,5 | A | 6,60 | SKK-12-06S-B-K-W3 | |
| | | | .57 | .67 | | | 14,52 | | |
| | | 8 | 16,5 | 19 | M16 x 1,5 | A | 7,70 | SKK-12-08S-B-K-W3 | |
| | | | .65 | .75 | | | 16,94 | | |
| | | 10 | 16,5 | 22 | M18 x 1,5 | A | 8,80 | SKK-12-10S-B-K-W3 | |
| | | | .65 | .87 | | | 19,36 | | |
| | 12 | 17,5 | 24 | M20 x 1,5 | A | 10,50 | SKK-12-12S-B-K-W3 | | |
| | | .69 | .94 | | | 23,10 | | | |
| | 14 | 16 | 24 | 19,5 | 27 | M22 x 1,5 | B | 12,40 | SKK-12-14S-B-K-GS-W3 |
| | | | | .77 | 1.06 | | | 27,28 | |
| | 16 | 20 | 30 | 18 | 30 | M24 x 1,5 | B | 13,70 | SKK-12-16S-B-K-GS-W3 |
| | | | | .71 | 1.18 | | | 30,14 | |
| | 20 | 25 | 36 | 24 | 36 | M30 x 2 | B | 19,80 | SKK-12-20S-B-K-GS-W3 |
| | | | | .94 | 1.42 | | | 43,56 | |
| 25 | 30 | 46 | 26 | 46 | M36 x 2 | B | 35,20 | SKK-12-25S-B-K-GS-W3 | |
| | | | 1.02 | 1.81 | | | 77,44 | | |
| 30 | 315 4568 | 50 | 30 | 50 | M42 x 2 | B | 41,70 | SKK-12-30S-B-K-GS-W3 | |
| | | | 1.18 | 1.97 | | | 91,74 | | |
| 38 | 400 5801 | 60 | 34 | 60 | M52 x 2 | B | 63,20 | SKK-12-38S-B-K-GS-W3 | |
| | | | 1.34 | 2.36 | | | 139,04 | | |

With 24° Taper / O-ring (DKO) Connection acc. to ISO 8434-1 / DIN 2353

Alternative materials and surface finishings are available upon request. Contact STAUFF for further information.



**Bulkhead
SSKK-12**
A


| Thread T | Dimensions (mm/in) | | Weight (^{kg} /lbs) ca. per 100 | Ordering Codes (Standard Option) |
|------------------|-----------------------|------|--|-------------------------------------|
| | h | Hex | | |
| S12 ¹ | 63 | 19 | 10,30 | SSKK-12-B-W3 |
| | 2.48 | 0.75 | 22.66 | |

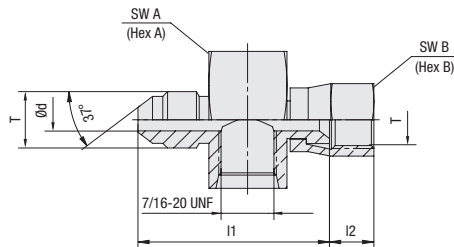
¹ Special thread: buttress thread S12,65 x1,5

Standard option: With Hexagon Lock Nut.

Alternative materials and surface finishings are available upon request. Contact STAUFF for further information.

Ordering Codes
***SSKK*-12*-B*-SK*-W3**

| | | |
|------------------|--|--|
| * Type | Bulkhead with Piston Valve | SSKK |
| * Series | STAUFF Test 12 (Connection Thread S12,65 x 1,5) | -12 |
| * Seal Material | NBR (Buna-N®) FKM (Viton®) EPDM | -B -V -E |
| * Protection Cap | Knurled protection cap Hexagonal protection cap | - -SK |
| * Material Code | Steel, zinc/nickel-plated Stainless Steel V2A - 1.4305 (AISI 303) Stainless Steel V4A - 1.4571 (AISI 316 Ti) | -W3 -W4 -W5 |

**Swivel Run Tee with 37° JIC Connection
SGV-JIC Type FM**


| Pipe Ø inch | JIC- Size | Dimensions (mm/in) | | | | | | Thread T inch | Weight (^{kg} /lbs) ca. per 100 | Ordering Codes (Standard Option) |
|-------------------|--------------|-----------------------|-------|-------|-------|-------|--------------|---------------------|--|-------------------------------------|
| | | Ø d | l1 | l2 | Hex A | Hex B | | | | |
| 1/4 | 04 | 4,37 | 37,74 | 8,74 | 27 | 14,29 | 7/16-20 UNF | 8,96 | SGV-7/16UNF-04-JIC1/4-FM-W66 | |
| | | .17 | 1.49 | .34 | 1.06 | .56 | | 19.71 | | |
| 3/8 | 06 | 7,54 | 40,01 | 9,53 | 27 | 17,46 | 9/16-18 UNF | 9,60 | SGV-7/16UNF-06-JIC3/8-FM-W66 | |
| | | .30 | 1.58 | .38 | 1.06 | .69 | | 21.12 | | |
| 1/2 | 08 | 9,93 | 44,65 | 10,72 | 27 | 22,23 | 3/4-16 UNF | 11,20 | SGV-7/16UNF-08-JIC1/2-FM-W66 | |
| | | .39 | 1.76 | .42 | 1.06 | .88 | | 24.64 | | |
| 5/8 | 10 | 12,29 | 48,26 | 12,70 | 28,58 | 25,40 | 7/8-14 UNF | 17,10 | SGV-7/16UNF-10-JIC1/2-FM-W66 | |
| | | .48 | 1.90 | .50 | 1.13 | 1.00 | | 37.62 | | |
| 3/4 | 12 | 15,47 | 51,33 | 14,45 | 31,75 | 31,75 | 1-1/16-12 UN | 20,40 | SGV-7/16UNF-12-JIC3/4-FM-W66 | |
| | | .61 | 2.02 | .57 | 1.25 | 1.25 | | 44.88 | | |
| 1 | 16 | 21,44 | 57,30 | 15,09 | 38,10 | 38,10 | 1-5/16-12 UN | 30,80 | SGV-7/16UNF-16-JIC1-FM-W66 | |
| | | .84 | 2.26 | .59 | 1.50 | 1.50 | | 67.76 | | |

Alternative materials and surface finishings are available upon request. Contact STAUFF for further information.

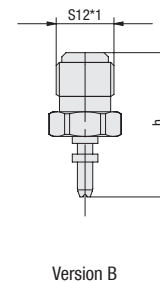
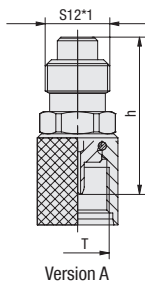
Ordering Codes
***SGV*-7/16UNF*-12*-JIC3/4*-FM*-W66**

| | | |
|-------------------------|--|-----------------|
| * Type | Swivel Run Tee | SGV |
| * Port Connection | acc. to dimension table | -7/16UNF |
| * JIC Size | acc. to dimension table | -12 |
| * Connection | 37° JIC Connection | -JIC |
| * Outside Tube Diameter | acc. to dimension table | 3/4 |
| * Connection | Female/Male Thread | -FM |
| * Material Code | Steel, zinc plated and Thick-layer passivated | -W66 |



Test Adaptor SAD-12

A



Ordering Codes

SAD-12/20*-B*-W3

| | | |
|-------------------|--|---------------|
| * Type | Test Adaptor | SAD |
| * Connection Type | Version A | -12/20 |
| | Version B | -12/10 |
| * Seal Material | NBR (Buna-N®) | -B |
| | FKM (Viton®) | -V |
| | EPDM | -E |
| * Material Code | Steel, zinc/nickel-plated | -W3 |
| | Stainless Steel V2A - 1.4305 (AISI 303) | -W4 |
| | Stainless Steel V4A - 1.4571 (AISI 316 Ti) | -W5 |

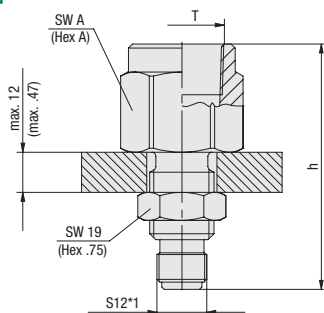
| Thread | Dimensions (mm/in) | Version | Weight (kg/lbs) ca. per 100 | Ordering Codes (Standard Option) |
|-----------|--------------------|---------|-----------------------------|----------------------------------|
| T | h | | | |
| M16 x 2 | 33 | A | 4,70 | SAD-12/20-B-W3 |
| | 1.30 | | 10.34 | |
| M16 x 1,5 | 33 | A | 4,60 | SAD-12/15-B-W3 |
| | 1.30 | | 10.12 | |
| Plug in | 31 | B | 1,80 | SAD-12/10-B-W3 |
| | 1.22 | | 3.96 | |

¹ Special thread: buttress thread S12,65 x1,5

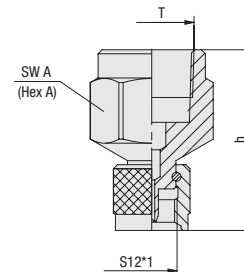
Alternative materials and surface finishings are available upon request. Contact STAUFF for further information.

Gauge Adaptor SMA-12

Direct Gauge Adaptor SMD-12



Gauge Adaptor SMA-12



Direct Gauge Adaptor SMD-12

Ordering Codes

SMA-12*-G1/4*-B*-OR*-W3

| | | |
|-----------------|---|--------------|
| * Type | Gauge Adaptor | SMA |
| * Series | STAUFF Test 12 (Connection Thread S16,25 x 1,5) | -12 |
| * Thread | acc. to dimension table | -G1/4 |
| * Seal Material | NBR (Buna-N®) | -B |
| | FKM (Viton®) | -V |
| | EPDM | -E |
| * Seal Type | with O-ring | -OR |
| * Material Code | Steel, zinc/nickel-plated | -W3 |
| | Stainless Steel V2A - 1.4305 (AISI 303) | -W4 |
| | Stainless Steel V4A - 1.4571 (AISI 316 Ti) | -W5 |

| Thread | Dimensions (mm/in) | Hex A | Weight (kg/lbs) ca. per 100 | Ordering Codes (Standard Option) |
|---------|--------------------|-------|-----------------------------|----------------------------------|
| T | h | | | |
| G1/4 | 51 | 19 | 6,70 | SMA-12-G1/4-B-OR-W3 |
| | 2.01 | .75 | 14.74 | |
| G1/2 | 61 | 27 | 12,10 | SMA-12-G1/2-B-OR-W3 |
| | 2.40 | 1.06 | 26.62 | |
| 1/4 NPT | 51 | 19 | 6,70 | SMA-12-1/4NPT-B-W3 |
| | 2.01 | .75 | 14.74 | |
| 1/2 NPT | 61 | 27 | 12,80 | SMA-12-1/2NPT-B-W3 |
| | 2.40 | 1.06 | 28.16 | |
| G1/4 | 35 | 19 | 5,20 | SMD-12-G1/4-B-OR-W3 |
| | 1.38 | .75 | 11.44 | |
| G1/2 | 45 | 27 | 9,40 | SMD-12-G1/2-B-OR-W3 |
| | 1.77 | 1.06 | 20.68 | |
| 1/4 NPT | 35 | 19 | 5,10 | SMD-12-1/4NPT-W3 |
| | 1.38 | .75 | 11.22 | |
| 1/2 NPT | 45 | 27 | 10,30 | SMD-12-1/2NPT-W3 |
| | 1.77 | 1.06 | 22.66 | |

¹ Special thread: buttress thread S12,65 x1,5


Standard option - SMA-12: With Hexagon Lock Nut.

Alternative materials and surface finishings are available upon request. Contact STAUFF for further information.

Snubber on request.

Dimensional drawings: All dimensions in mm (in).





Test Coupling with Ball Check
SMK-10

A



Test Coupling with Ball Check
SMK-10

A



- 1 Internal Seals
- 2 Ball
- 3 Spring
- 4 Seal at Male Threaded Stud
- 5 Port Connection

Fast Coupling for

- Monitoring and control of pressure
- Venting
- Sampling in high- and low-pressure systems

Advantages

- Leak proof connection before **Ball Check** is open
- Simple connection to measurement, control and switching devices

Working Pressure

- Max. working pressure 400 bar / 5801 PSI
For SMK Type G and K the recommended working pressure of fitting manufacturer should be noted.

Materials

- **Metal Parts:**
Standard material: Steel, zinc/nickel-plated = **W3**
- **Ball:** Stainless Steel
- **Strap:** Polyethylene

▪ **Seal Types:**

B = NBR (Buna-N®)

(Temperature range -20 °C ... +100 °C / -4 °F ... +212 °F)

Note: Internal sealings made of FKM/FPM, even for standard NBR-type.

V = FKM (Viton®)

(Temperature range -20 °C ... +200 °C / -4 °F ... +392 °F)

E = EPDM Ethylene Propylene Diene Monomer Rubber

(for Brake fluid,

Temperature range -40 °C ... +150 °C / -40 °F ... +302 °F)

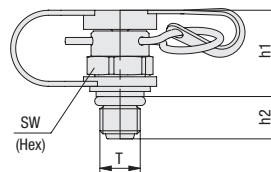
Media

- Suitable for hydraulic oils and other Mineral oil based fluids
(Check compatibility of seal material)
- For use with other liquid media please contact STAUFF

| SMK-10 Test Coupling with Male Threaded Stud | SMK-10 Type G Test Coupling with Straight 24° Fitting | SMK-10 Type K Test Coupling With 24° Taper / O-ring (DKO) |
|---|---|---|
|  |  |  |



Test Coupling with Male Threaded Stud SMK-10



Ordering Codes

SMK-10*-M10x1*-B*-A*-W3

| | | |
|-------------------|--|--|
| * Type | Test Coupling with Ball Check | SKK |
| * Series | STAUFF Test 10 Plug In System | -10 |
| * Port Connection | acc. to dimension table | -M10x1 |
| * Seal Material | NBR (Buna-N®) FKM (Viton®) EPDM | -B -V -E |
| * Seal Type | O-ring Type A Taper Type D | -A -D |
| * Material Code | Steel, zinc/nickel-plated Stainless Steel V2A - 1.4305 (AISI 303) Stainless Steel V4A - 1.4571 (AISI 316 Ti) | -W3 -W4 -W5 |

| Thread T | Seal Type | Working Pressure (^{bar} /psi) | Dimensions (^{mm} / ⁱⁿ) | | | Torque (^{Nm} / ^{ft-lb}) ca. | Weight (^{kg} / ^{lbs}) ca. per 100 | Ordering Codes (Standard Option) |
|-------------|---------------------|--|---|-----|-----|--|---|-------------------------------------|
| | | | h1 | h2 | Hex | | | |
| M8 x 1 | Type A | 250 | 17,5 | 8,5 | 12 | 6 | 1,50 | SMK-10-M8x1-B-A-W3 |
| | | 3625 | .69 | .33 | .47 | 4.4 | 3.30 | |
| M10 x 1 | Type A | 400 | 17,5 | 9,8 | 12 | 12 | 1,70 | SMK-10-M10x1-B-A-W3 |
| | | 5801 | .69 | .39 | .47 | 8.8 | 3.74 | |
| R1/8 K | Type D ¹ | 400 | 17,5 | 8 | 12 | | 1,70 | SMK-10-R1/8K-B-D-W3 |
| | | 5801 | .69 | .31 | .47 | | 3.74 | |

¹ Suitable liquid / plastic sealant required.

Alternative materials and surface finishings are available upon request. Contact STAUFF for further information.
Torque recommendations for Steel mating material.

Seal Type



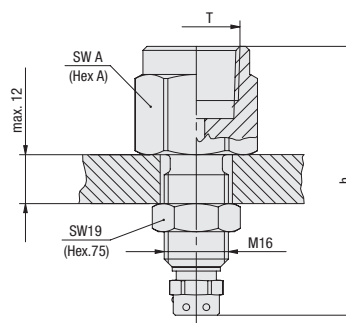
O-ring Type A



Taper Type D¹

For further information on Seal Types, please see page 74-77.

Gauge Adaptor SMA-10



Through hole
Ø 18 (.71)

Ordering Codes

SMA-10*-G1/4*-B*-OR*-W3

| | | |
|-----------------|--|--|
| * Type | Gauge Adaptor | SMA |
| * Series | STAUFF Test 10 Plug In System | -10 |
| * Thread | acc. to dimension table | -G1/4 |
| * Seal Material | NBR (Buna-N®) FKM (Viton®) EPDM | -B -V -E |
| * Seal Type | with O-ring | -OR |
| * Material Code | Steel, zinc/nickel-plated Stainless Steel V2A - 1.4305 (AISI 303) Stainless Steel V4A - 1.4571 (AISI 316 Ti) | -W3 -W4 -W5 |

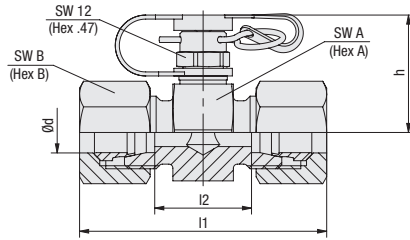
| Thread T | Dimensions (^{mm} / ⁱⁿ) | | Weight (^{kg} / ^{lbs}) ca. per 100 | Ordering Codes (Standard Option) |
|-------------|---|-------|---|-------------------------------------|
| | h | Hex A | | |
| G1/4 | 57 | 19 | 7,60 | SMA-10-G1/4-B-OR-W3 |
| | 2.24 | .75 | 16.72 | |
| G1/2 | 67 | 27 | 12,70 | SMA-10-G1/2-B-OR-W3 |
| | 2.64 | 1.06 | 27.94 | |
| 1/4 NPT | 57 | 19 | 7,40 | SMA-10-1/4NPT-B-W3 |
| | 2.24 | .75 | 16.31 | |
| 1/2 NPT | 67 | 27 | 12,70 | SMA-10-1/2NPT-B-W3 |
| | 2.64 | 1.06 | 27.99 | |

Standard option: With Hexagon Lock Nut.

Alternative materials and surface finishings are available upon request. Contact STAUFF for further information.
Snubber on request.

Dimensional drawings: All dimensions in mm (in).



**Test Coupling with Straight 24° Fitting
SMK-10 Type G**
A


| Series | PN (^{MS} / _{FS}) | Pipe Ø d | Dimensions (mm/in) | | | | | Weight (^{kg} / _{lbs}) ca. per 100 ¹ | Ordering Codes (Standard Option) ² |
|-------------|---|-------------|-----------------------|------|------|--------|----------------------|--|--|
| | | | ~l ³ | l2 | h | Hex A | Hex B | | |
| L | 315 4568 | 6 | 51 | 21 | 29,5 | 24 | 14 | 9,40 | SMK-10-06L-B-G-W3-MS |
| | | | 2.01 | .83 | 1.16 | .94 | .55 | 20.68 | |
| | | 8 | 51 | 21 | 29,5 | 24 | 17 | 10,80 | SMK-10-08L-B-G-W3-MS |
| | | | 2.01 | .83 | 1.16 | .94 | .67 | 23.76 | |
| | | 10 | 53 | 23 | 29,5 | 24 | 19 | 11,90 | SMK-10-10L-B-G-W3-MS |
| | | | 2.09 | .91 | 1.16 | .94 | .75 | 26.18 | |
| | | 12 | 53 | 23 | 31 | 27 | 22 | 14,70 | SMK-10-12L-B-G-W3-MS |
| | | | 2.09 | .91 | 1.22 | 1.06 | .87 | 32.34 | |
| | | 15 | 55 | 25 | 32,5 | 30 | 27 | 21,20 | SMK-10-15L-B-G-W3-MS |
| | | | 2.17 | .98 | 1.28 | 1.18 | 1.06 | 46.64 | |
| | | 18 | 57 | 24 | 33,5 | 32 | 32 | 27,40 | SMK-10-18L-B-G-W3-MS |
| | | | 2.24 | .94 | 1.32 | 1.26 | 1.26 | 60.28 | |
| | 160 2320 | 22 | 61 | 28 | 33,5 | 36 | 36 | 33,90 | SMK-10-22L-B-G-W3-MS |
| | | | 2.40 | 1.10 | 1.32 | 1.42 | 1.42 | 74.74 | |
| | | 28 | 61 | 28 | 38 | 41 | 41 | 40,90 | SMK-10-28L-B-G-W3-MS |
| | | | 2.40 | 1.10 | 1.50 | 1.61 | 1.61 | 89.98 | |
| | | 35 | 69 | 26 | 40,5 | 46 | 50 | 58,90 | SMK-10-35L-B-G-W3-MS |
| | | | 2.72 | 1.02 | 1.59 | 1.81 | 1.97 | 129.85 | |
| 42 | 71 | 25 | 45 | 55 | 60 | 82,70 | SMK-10-42L-B-G-W3-MS | | |
| | 2.80 | .98 | 1.77 | 2.17 | 2.36 | 182.32 | | | |
| S | 400 5801 | 6 | 55 | 25 | 29,5 | 24 | 17 | 12,10 | SMK-10-06S-B-G-W3-MS |
| | | | 2.17 | .98 | 1.16 | .94 | .67 | 26.62 | |
| | | 8 | 55 | 25 | 29,5 | 24 | 19 | 13,00 | SMK-10-08S-B-G-W3-MS |
| | | | 2.17 | .98 | 1.16 | .94 | .75 | 28.60 | |
| | | 10 | 57 | 24 | 29,5 | 24 | 22 | 15,40 | SMK-10-10S-B-G-W3-MS |
| | | | 2.24 | .94 | 1.16 | .94 | .87 | 33.88 | |
| | | 12 | 57 | 24 | 29,5 | 24 | 24 | 16,70 | SMK-10-12S-B-G-W3-MS |
| | | | 2.24 | .94 | 1.16 | .94 | .94 | 36.74 | |
| | | 14 | 63 | 27 | 31 | 27 | 27 | 22,80 | SMK-10-14S-B-G-W3-MS |
| | | | 2.50 | 1.06 | 1.22 | 1.06 | 1.06 | 50.27 | |
| | | 16 | 63 | 26 | 32,5 | 30 | 30 | 27,60 | SMK-10-16S-B-G-W3-MS |
| | | | 2.50 | 1.02 | 1.28 | 1.18 | 1.18 | 60.72 | |
| | 20 | 69 | 26 | 35,5 | 36 | 36 | 41,90 | SMK-10-20S-B-G-W3-MS | |
| | | 2.72 | 1.02 | 1.40 | 1.42 | 1.42 | 92.18 | | |
| | 25 | 75 | 27 | 38 | 41 | 46 | 68,20 | SMK-10-25S-B-G-W3-MS | |
| | | 2.95 | 1.06 | 1.50 | 1.61 | 1.81 | 150.04 | | |
| | 30 | 81 | 28 | 40,5 | 46 | 50 | 81,80 | SMK-10-30S-B-G-W3-MS | |
| | | 3.19 | 1.10 | 1.59 | 1.81 | 1.97 | 179.96 | | |
| 315 4568 | 38 | 91 | 29 | 45 | 55 | 60 | 122,70 | SMK-10-38S-B-G-W3-MS | |
| | | 3.58 | 1.14 | 1.77 | 2.17 | 2.36 | 270.51 | | |

Ordering Codes
***SMK*-10*-18L*-B*-G*-W3*-MS**

| | | |
|---------------------------|--|-------------------------------------|
| * Type | Test Coupling with Ball Check | SMK |
| * Series | STAUFF Test 10 Plug In System | -10 |
| * Outside Tube Diameter | acc. to dimension table | -18 |
| * Series | Light Series Heavy Series | L S |
| * Seal Material | NBR (Buna-N®) FKM (Viton®) EPDM | -B -V -E |
| * Connection | Straight 24° Fitting | -G |
| * Material Code | Steel, zinc/nickel-plated | -W3 |
| | Stainless Steel V2A - 1.4305 (AISI 303) | -W4 |
| | Stainless Steel V4A - 1.4571 (AISI 316 Ti) | -W5 |
| * Assembling / Kitting | Fitting body only | - |
| | Fitting body supplied with Cutting rings and union nuts | -MS |
| | Fitting body supplied with soft-sealing cutting rings and union nuts | -MSV |

¹ Weight including cutting rings and union nuts.

² Standard option: Fitting body supplied with Cutting rings and union nuts.

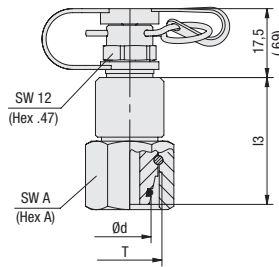
³ Approximate dimension in assembled condition.

Port acc. to ISO 8434-1 / DIN 2353

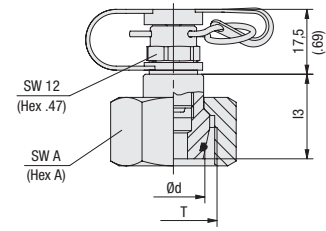
Alternative materials and surface finishings are available upon request. Contact STAUFF for further information.



**Test Coupling with 24° Taper / O-ring (DKO)
SMK-10 Type K**



Version A



Version B

Ordering Codes

***SMK*-10*-18L*-B*-K*-GS*-W3**

| | | |
|-------------------------|--|------------|
| * Type | Test Coupling with Ball Check | SMK |
| * Series | STAUFF Test 10 Plug In System | -10 |
| * Outside Tube Diameter | acc. to dimension table | -18 |
| * Series | Light Series | L |
| | Heavy Series | S |
| * Seal Material | NBR (Buna-N®) | -B |
| | FKM (Viton®) | -V |
| | EPDM | -E |
| * Connection | 24° Taper / O-ring (DKO) | -K |
| * Design | One-piece design (Version A) | - |
| | Screwed design (Version B) | -GS |
| * Material Code | Steel, zinc/nickel-plated | -W3 |
| | Stainless Steel V2A - 1.4305 (AISI 303) | -W4 |
| | Stainless Steel V4A - 1.4571 (AISI 316 Ti) | -W5 |


| Series | PN (^{mm} / _{inch}) | Pipe | | Dimensions (^{mm} / _{inch}) | | | Thread | Version | Weight (^{kg} / _{lbs}) ca. per 100 | Ordering Codes (Standard Option) |
|-------------|---|------|---------|---|-----------|----------------------|----------------------|----------------------|---|-------------------------------------|
| | | Ø d | I3 | Hex A | T | | | | | |
| L | 315 4568 | 6 | 15,5 | 14 | M12 x 1,5 | A | 4,60 | SMK-10-06L-B-K-GS-W3 | | |
| | | | .61 | .55 | | | 10,12 | | | |
| | | 8 | 15,5 | 17 | M14 x 1,5 | A | 5,30 | SMK-10-08L-B-K-GS-W3 | | |
| | | | .61 | .67 | | | 11,66 | | | |
| | | 10 | 16,5 | 19 | M16 x 1,5 | A | 6,50 | SMK-10-10L-B-K-GS-W3 | | |
| | | | .65 | .75 | | | 14,30 | | | |
| | 12 | 17,5 | 22 | M18 x 1,5 | A | 8,00 | SMK-10-12L-B-K-GS-W3 | | | |
| | | .69 | .87 | | | 17,60 | | | | |
| | 15 | 21 | 27 | M22 x 1,5 | B | 8,10 | SMK-10-15L-B-K-GS-W3 | | | |
| | | .83 | 1,06 | | | 17,82 | | | | |
| | 18 | 19,5 | 32 | M26 x 1,5 | B | 10,90 | SMK-10-18L-B-K-GS-W3 | | | |
| | | .77 | 1,26 | | | 23,98 | | | | |
| | 160 2320 | 22 | 20,5 | 36 | M30 x 2 | B | 15,30 | SMK-10-22L-B-K-GS-W3 | | |
| | | | .81 | 1,42 | | | 33,66 | | | |
| | | 28 | 25 | 41 | M36 x 2 | B | 21,10 | SMK-10-28L-B-K-GS-W3 | | |
| | | | .98 | 1,61 | | | 270,51 | | | |
| 35 | | 30 | 50 | M45 x 2 | B | 35,75 | SMK-10-35L-B-K-GS-W3 | | | |
| | | 1,18 | 1,97 | | | 78,82 | | | | |
| 42 | 31 | 60 | M52 x 2 | B | 53,10 | SMK-10-42L-B-K-GS-W3 | | | | |
| | 1,22 | 2,36 | | | 117,07 | | | | | |
| S | 400 5801 | 6 | 14,5 | 17 | M14 x 1,5 | A | 5,10 | SMK-10-06S-B-K-GS-W3 | | |
| | | | .57 | .67 | | | 11,22 | | | |
| | | 8 | 16,5 | 19 | M16 x 1,5 | A | 6,10 | SMK-10-08S-B-K-GS-W3 | | |
| | | | .65 | .75 | | | 13,42 | | | |
| | | 10 | 16,5 | 22 | M18 x 1,5 | A | 7,80 | SMK-10-10S-B-K-GS-W3 | | |
| | | | .65 | .87 | | | 17,16 | | | |
| | | 12 | 17,5 | 24 | M20 x 1,5 | A | 9,80 | SMK-10-12S-B-K-GS-W3 | | |
| | | | .69 | .94 | | | 21,56 | | | |
| | | 14 | 19,5 | 27 | M22 x 1,5 | B | 8,60 | SMK-10-14S-B-K-GS-W3 | | |
| | | | .77 | 1,06 | | | 18,92 | | | |
| | | 16 | 18 | 30 | M24 x 1,5 | B | 10,20 | SMK-10-16S-B-K-GS-W3 | | |
| | | | .71 | 1,18 | | | 22,44 | | | |
| | | 20 | 24 | 36 | M30 x 2 | B | 17,00 | SMK-10-20S-B-K-GS-W3 | | |
| | | | .94 | 1,42 | | | 37,40 | | | |
| 25 | 26 | 46 | M36 x 2 | B | 30,70 | SMK-10-25S-B-K-GS-W3 | | | | |
| | 1,02 | 1,81 | | | 67,54 | | | | | |
| 30 | 30 | 50 | M42 x 2 | B | 37,80 | SMK-10-30S-B-K-GS-W3 | | | | |
| | 1,18 | 1,97 | | | 83,33 | | | | | |
| 315 4568 | 38 | 34 | 60 | M52 x 2 | B | 59,50 | SMK-10-38S-B-K-GS-W3 | | | |
| | | 1,34 | 2,36 | | | 131,18 | | | | |

With 24° Taper / O-ring (DKO) Connection acc. to ISO 8434-1 / DIN 2353
Alternative materials and surface finishings are available upon request. Contact STAUFF for further information.



Special Test Coupling Solutions
STAUFF Test

A




Pressure Test Connection for Compressed-Air Pneumatic Braking Equipment (according to ISO 3583)




Test Coupling with Female Connection Port



Gauge Adaptor with Test Coupling



Banjo Fitting with Test Coupling




Triple Manifold Block with Test Couplings

Custom-designed test coupling solutions in addition to the Original-STAUFF-Test range according to customers specifications or based on STAUFF developments.

If you have similar requirements please contact STAUFF.





Test Adaptors 54 - 58



Thread Adaptor

56

SRS-20



Thread Adaptor

57

SRS-15



Welding Adaptor

58

SAS



Adjustable Gauge Fitting

58

EMV



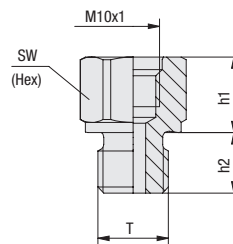
Pressure Test Kit

59

B



Thread Adaptor SRS-20



B

Ordering Codes

SRS-20*-M12x1.5*-B*-C*-W3

| | | |
|-------------------|---|-----------------|
| * Type | Thread Adaptor | SRS |
| * Series | STAUFF Test 20 (All sizes) | -20 |
| * Port Connection | acc. to dimension table | -M12x1.5 |
| * Seal Material | NBR (Buna-N®) | -B |
| | FKM (Viton®) | -V |
| | EPDM | -E |
| * Seal Type | Metal Joint Type B | -B |
| | Elastomeric Sealing Type C | -C |
| | Taper Type D | -D |
| | O-ring Type E | -E |
| * Material Code | Steel, zinc/nickel-plated | -W3 |
| | Stainless Steel V2A - 1.4305 (AISI 303) | -W4 |
| | Stainless Steel V4A - 1.4571 (AISI 316 Ti) | -W5 |

Seal Type



Metal Joint Type B



Elastomeric Sealing Type C



Taper Type D¹



O-ring Type E

For further information on Seal Types,
please see page 74-77.

| Thread T | Seal Type | Dimensions (mm/in) | | | Weight (^{kg} /lbs) ca. per 100 | Ordering Codes (Standard Option) | |
|-------------|-----------|-----------------------|------|------|--|-------------------------------------|-----------------------|
| | | h1 | h2 | Hex | | | |
| M10 x 1 | Type B | 15,5 | 8,5 | 17 | 2,40 | SRS-20-M10x1-B-W3 | |
| | | .61 | .33 | .67 | 5.28 | | |
| M12 x 1,5 | | 15 | 12 | 19 | 3,20 | SRS-20-M12x1.5-B-W3 | |
| | | .59 | .47 | .75 | 7.04 | | |
| M14 x 1,5 | | 15 | 12 | 19 | 3,70 | SRS-20-M14x1.5-B-W3 | |
| | | .59 | .47 | .75 | 8.14 | | |
| M16 x 1,5 | | 8 | 12 | 22 | 2,80 | SRS-20-M16x1.5-B-W3 | |
| | | .31 | .47 | .87 | 6.16 | | |
| M18 x 1,5 | | 15 | 12 | 24 | 6,20 | SRS-20-M18x1.5-B-W3 | |
| | | .59 | .47 | .94 | 13.64 | | |
| M22 x 1,5 | | 10,5 | 14 | 27 | 7,20 | SRS-20-M22x1.5-B-W3 | |
| | | .41 | .55 | 1.06 | 15.84 | | |
| G1/8 | | 15,5 | 8 | 17 | 2,50 | SRS-20-G1/8-B-W3 | |
| | | .61 | .31 | .67 | 5.50 | | |
| G1/4 | | 15 | 12 | 19 | 3,50 | SRS-20-G1/4-B-W3 | |
| | | .59 | .47 | .75 | 7.70 | | |
| G3/8 | | 10,5 | 12 | 22 | 3,80 | SRS-20-G3/8-B-W3 | |
| | | .41 | .47 | .87 | 8.36 | | |
| G1/2 | | 10,5 | 14 | 27 | 6,60 | SRS-20-G1/2-B-W3 | |
| | | .41 | .55 | 1.06 | 14.52 | | |
| M12 x 1,5 | Type C | 15 | 12 | 19 | 3,30 | SRS-20-M12x1.5-B-C-W3 | |
| | | .59 | .47 | .75 | 7.28 | | |
| M14 x 1,5 | | 15 | 12 | 19 | 3,80 | SRS-20-M14x1.5-B-C-W3 | |
| | | .59 | .47 | .75 | 8.38 | | |
| M18 x 1,5 | | 15 | 12 | 24 | 6,70 | SRS-20-M18x1.5-B-C-W3 | |
| | | .59 | .47 | .94 | 8.16 | | |
| G1/8 | | 16 | 8 | 17 | 2,90 | SRS-20-G1/8-B-C-W3 | |
| | | .63 | .31 | .67 | 3.39 | | |
| G1/4 | | 15 | 12 | 19 | 3,60 | SRS-20-G1/4-B-C-W3 | |
| | | .59 | .47 | .75 | 7.92 | | |
| G3/8 | | 10,5 | 12 | 22 | 3,70 | SRS-20-G3/8-B-C-W3 | |
| | | .41 | .47 | .87 | 8.14 | | |
| G1/2 | | 10,5 | 14 | 27 | 6,80 | SRS-20-G1/2-B-C-W3 | |
| | | .41 | .55 | 1.06 | 14.96 | | |
| R1/4 K | | Type D ¹ | 13 | 12 | 17 | 3,20 | SRS-20-R1/4K-D-W3 |
| | | | .51 | .47 | .67 | 7.04 | |
| R3/8 K | | | 13 | 14 | 19 | 4,10 | SRS-20-R3/8K-D-W3 |
| | | | .51 | .55 | .75 | 9.02 | |
| R1/2 K | | | 8 | 19 | 22 | 5,80 | SRS-20-R1/2K-D-W3 |
| | | | .31 | .75 | .87 | 12.76 | |
| 1/4 NPT | 10 | | 15 | 17 | 2,39 | SRS-20-1/4NPT-D-W3 | |
| | .39 | | .59 | .67 | 5.26 | | |
| 1/2 NPT | 8 | | 20 | 22 | 5,83 | SRS-20-1/2NPT-D-W3 | |
| | .31 | | .79 | .87 | 12.83 | | |
| 7/16-20 UNF | Type E | | 9 | 9,1 | 17 | 2,30 | SRS-20-7/16UNF-B-E-W3 |
| | | | .35 | .36 | .67 | 5.06 | |
| 1/2-20 UNF | | | 15 | 9,2 | 17 | 2,50 | SRS-20-1/2UNF-B-E-W3 |
| | | | .59 | .36 | .67 | 5.50 | |
| 9/16-18 UNF | | | 15,5 | 10 | 19 | 3,60 | SRS-20-9/16UNF-B-E-W3 |
| | | | .61 | .39 | .75 | 7.92 | |
| 7/8-14 UNF | | | 11 | 16 | 27 | 2,50 | SRS-20-7/8UNF-B-E-W3 |
| | | | .43 | .63 | 1.06 | 5.51 | |
| M14 x 1,5 | | | 14,5 | 11 | 19 | 3,90 | SRS-20-M14x1.5-B-E-W3 |
| | | | .57 | .43 | .75 | 8.59 | |
| M16 x 1,5 | | 8,5 | 12,5 | 22 | 3,20 | SRS-20-M16x1.5-B-E-W3 | |
| | | .33 | .49 | .87 | 7.04 | | |
| M22 x 1,5 | | 10 | 15 | 27 | 7,20 | SRS-20-M22x1.5-B-E-W3 | |
| | | .39 | .59 | 1.06 | 15.87 | | |
| M27 x 2 | | 10 | 18,5 | 32 | 7,00 | SRS-20-M27x2-B-E-W3 | |
| | | .39 | .73 | 1.26 | 15.43 | | |

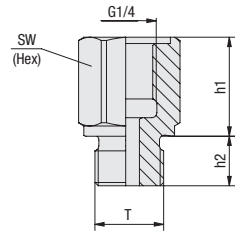
¹ Suitable liquid / plastic sealant required.

Dimensional drawings: All dimensions in mm (in).

Alternative materials and surface finishings are available upon request. Contact STAUFF for further information.



Thread Adaptor
SRS-15



B

| Thread T | Seal Type | Dimensions (mm/in) | | | Weight (^{kg} / _{lbs}) ca. per 100 | Ordering Codes (Standard Option) |
|-------------|-----------|-----------------------|-----|------|---|-------------------------------------|
| | | h1 | h2 | Hex | | |
| M14 x 1,5 | Type B | 24 | 12 | 19 | 5,10 | SRS-15-M14x1.5-B-W3 |
| | | .95 | .47 | .75 | 11.22 | |
| M16 x 1,5 | | 24 | 12 | 22 | 6,70 | SRS-15-M16x1.5-B-W3 |
| | | .95 | .47 | .87 | 14.74 | |
| M18 x 1,5 | | 24 | 12 | 24 | 6,00 | SRS-15-M18x1.5-B-W3 |
| | | .95 | .47 | .95 | 13.20 | |
| M20 x 1,5 | | 10,5 | 14 | 27 | 5,40 | SRS-15-M20x1.5-B-W3 |
| | | .41 | .55 | 1.06 | 11.88 | |
| G3/8 | | 24 | 12 | 22 | 7,10 | SRS-15-G3/8-B-W3 |
| | | .95 | .47 | .87 | 15.62 | |
| G1/2 | | 10,5 | 14 | 27 | 5,60 | SRS-15-G1/2-B-W3 |
| | | .41 | .55 | 1.06 | 12.32 | |
| M14 x 1,5 | Type C | 24 | 12 | 19 | 4,60 | SRS-15-M14x1.5-B-C-W3 |
| | | .95 | .47 | .75 | 10.12 | |
| M16 x 1,5 | | 24 | 12 | 22 | 6,60 | SRS-15-M16x1.5-B-C-W3 |
| | | .95 | .47 | .87 | 14.52 | |
| M18 x 1,5 | | 24 | 12 | 24 | 8,10 | SRS-15-M18x1.5-B-C-W3 |
| | | .95 | .47 | .95 | 17.86 | |
| G3/8 | | 24 | 12 | 22 | 6,80 | SRS-15-G3/8-B-C-W3 |
| | | .95 | .47 | .87 | 14.96 | |

Ordering Codes

***SRS*-15*-M14x1.5*-B*-C*-W3**

| | | |
|-------------------|--|--|
| * Type | Thread Adaptor | SRS |
| * Series | STAUFF Test 15 (All sizes) | -15 |
| * Port Connection | acc. to dimension table | -M14x1.5 |
| * Seal Material | NBR (Buna-N®) FKM (Viton®) EPDM | -B -V -E |
| * Seal Type | Metal Joint Type B Elastomeric Sealing Type C | -B -C |
| * Material Code | Steel, zinc/nickel-plated Stainless Steel V2A - 1.4305 (AISI 303) Stainless Steel V4A - 1.4571 (AISI 316 Ti) | -W3 -W4 -W5 |

Alternative materials and surface finishings are available upon request. Contact STAUFF for further information.

Seal Type



Metal Joint Type B

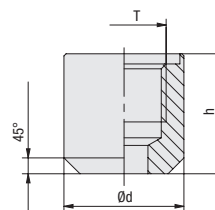


Elastomeric Sealing Type C

For further information on Seal Types, please see page 74-77.



Welding Adaptor SAS



B

Ordering Codes

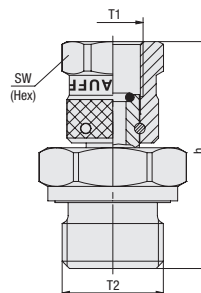
SAS-M10x1*-W2

| | | |
|-------------------|--|---------------|
| * Type | Welding Adaptor | SAS |
| * Port Connection | acc. to dimension table | -M10x1 |
| * Material Code | Steel, untreated | -W1 |
| | Steel, phosphated | -W2 |
| | Stainless Steel V2A - 1.4305 (AISI 303) | -W4 |
| | Stainless Steel V4A - 1.4571 (AISI 316 Ti) | -W5 |

| Thread | Port Connection | Dimensions (mm/in) | | Weight (kg/lbs) ca. per 100 | Ordering Codes (Standard Option) |
|------------|------------------|--------------------|-----|-----------------------------|----------------------------------|
| | | h | Ød | | |
| M10 x 1 | Type A (p. 74) | 25 | 20 | 4,60 | SAS-M10x1-W2 |
| | | .98 | .79 | 10,14 | |
| G1/8 | Type B/C (p. 75) | 25 | 20 | 4,70 | SAS-G1/8-W2 |
| | | .98 | .79 | 10,36 | |
| G1/4 | Type B/C (p. 75) | 30 | 22 | 6,40 | SAS-G1/4-W2 |
| | | 1.18 | .87 | 14,11 | |
| G3/8 | Type B/C (p. 75) | 30 | 25 | 6,90 | SAS-G3/8-W2 |
| | | 1.18 | .98 | 21,16 | |
| 1/4 NPT | Type D (p. 76) | 25 | 20 | 3,80 | SAS-1/4NPT-W2 |
| | | .98 | .79 | 8,38 | |
| 1/2-20 UNF | Type E (p. 77) | 25 | 20 | 14,00 | SAS-1/2UNF-W2 |
| | | .98 | .79 | 30,86 | |

Alternative materials and surface finishings are available upon request. Contact STAUFF for further information.

Adjustable Gauge Fitting EMV



Ordering Codes

EMV-G1/4/G1/2*-B*-OR*-B*-C*-W3

| | | |
|----------------------|--|-------------------|
| * Type | Adjustable Gauge Fitting | EMV |
| * Port Connection | acc. to dimension table | -G1/4/G1/2 |
| * Seal Material | NBR (Buna-N®) | -B |
| | FKM (Viton®) | -V |
| | EPDM | -E |
| * Seal Type (Female) | with O-ring | -OR |
| * Seal Material | NBR (Buna-N®) | -B |
| * Seal Type | Elastomeric Sealing Type C | -C |
| * Material Code | Steel, zinc/nickel-plated | -W3 |
| | Stainless Steel V2A - 1.4305 (AISI 303) | -W4 |
| | Stainless Steel V4A - 1.4571 (AISI 316 Ti) | -W5 |

| Dimensions (mm/in) | | | | Weight (kg/lbs) ca. per 100 | Ordering Codes (Standard Option) |
|--------------------|------|------|------|-----------------------------|----------------------------------|
| T1 | T2 | h | Hex | | |
| G1/4 | G1/4 | 42 | 19 | 6,20 | EMV-G1/4-B-OR-B-C-W3 |
| | | 1.65 | .75 | 13,64 | |
| G1/4 | G1/2 | 47 | 19 | 11,10 | EMV-G1/4/G1/2-B-OR-B-C-W3 |
| | | 1.85 | .75 | 24,42 | |
| G1/2 | G1/4 | 51 | 27 | 13,00 | EMV-G1/2/G1/4-B-OR-B-C-W3 |
| | | 2.01 | 1.06 | 28,60 | |
| G1/2 | G1/2 | 55,5 | 27 | 18,00 | EMV-G1/2-B-OR-B-C-W3 |
| | | 2.19 | 1.06 | 39,60 | |

Alternative materials and surface finishings are available upon request. Contact STAUFF for further information.

Dimensional drawings: All dimensions in mm (in).



Pressure Test Kit (analog) SMB



SMB-20-3-xxx/xxx-W3 or SMB-15-3-xxx/xxx-W3

SMB-20/100-1-xxx-W3 or SMB-15/100-1-xxx-W3

In addition to the individual SPG gauges, the STAUFF Pressure Gauges are also available as a part of a Pressure Test Kit SMB.

The SMB Pressure Test Kits are assembled in various versions, in accordance with customer wishes.

All Pressure Test Kits are supplied in a handy case with custom-designed foam inserts.

Further information on these products and components please see Catalogue 8 - STAUFF Diagtronics.

Note: All test kits are available as SMB-15 version.

B

Pressure Test Kit (digital) SMB-DIGI



SMB-DIGI


In addition to the individual SPG-DIGI devices, the STAUFF Digital Pressure Gauges are also available as a part of a Pressure Test Kit SMB-DIGI.

The SMB-DIGI Pressure Test Kits are assembled in various versions, in accordance with customer wishes.

All Pressure Test Kits are supplied in a handy case with custom-designed foam inserts.

Further information on these products and components please see Catalogue 8 - STAUFF Diagtronics.





Test Hoses and Connectors 60 - 70
Test Hose SMS / SGS 62 - 63

Technical Data


Test Hose / Hose End SMS / SGS / HE 63

Ordering Codes


Hose End HE 64 - 69

Hose Connector SSV 70

Sampling Hose Adaptor SHA 70
C


Technical Data Test Hose



C

| | | A | B | C | D |
|--|---------------------------|---|--------------|-------------|--------------|
| Nominal Bore (DN) | (mm) | DN 2 | | DN 4 | |
| Max. Working Pressure (PN) | (bar / PSI) | 400 / 5801 | 630 / 9135 | 340 / 4931 | 630 / 9135 |
| Min. Burst Pressure | (bar / PSI) | 1100 / 15954 | 1900 / 27557 | 850 / 12328 | 1900 / 27557 |
| Testing Pressure | (bar / PSI) | 600 / 8702 | 950 / 13778 | 570 / 8267 | 950 / 13779 |
| Pressure Rating in bar / PSI at Indicated Temperature | at 0 °C / 32 °F (122 %) | 488 / 7077 | 768 / 11139 | 415 / 6016 | 768 / 11139 |
| | at 30 °C / 86 °F (110 %) | 440 / 6381 | 693 / 10051 | 374 / 5424 | 693 / 10051 |
| | at 50 °C / 122 °F (100 %) | 400 / 5801 | 630 / 9137 | 340 / 4931 | 630 / 9137 |
| | at 80 °C / 176 °F (86 %) | 344 / 4989 | 542 / 7861 | 292 / 4241 | 542 / 7861 |
| | at 100 °C / 212 °F (77 %) | 308 / 4467 | 485 / 7034 | 262 / 3797 | 485 / 7034 |
| Working Temperature | (°C / °F) | -35 °C ... +100 °C / -31 °F ... +212 °F (momentary +120 °C / +248 °F) | | | |
| Inside Diameter | (mm / in) | 2 / .08 | | 4 / .16 | |
| Outside Diameter | (mm / in) | 5 / .20 | | 8,6 / .34 | |
| Bending Radius | at working pressure | 20 / .79 | | 40 / 1.57 | |
| | at -20 °C / 4 °F | 30 / 1.18 | | 60 / 2.36 | |
| Max. Coil Length | (m / ft) | 20 / 65.62 | | | |
| Weight / m | (g / oz) | 16 / .50 | | 42 / 1.35 | |
| Inner / Outer Tube | | PA | | | |
| Reinforcement | | Synthetic Fibre | | | |
| Standard hose end material is Steel 11 S Mn Pb 30 (1.0718), zinc/ nickel-plated (Type 15: Steel, black zinc/nickel-plated) | | | | | |
| Stainless Steel: V2A (1.4305/AISI 303), V4A (1.4571/AISI 316Ti) on request | | | | | |

STAUFF Test Hoses (Selection)


STAUFF-Test 20/20

STAUFF-Test 15/15

STAUFF-Test 12/12²

STAUFF-Test 10/10

Gauge Adaptor



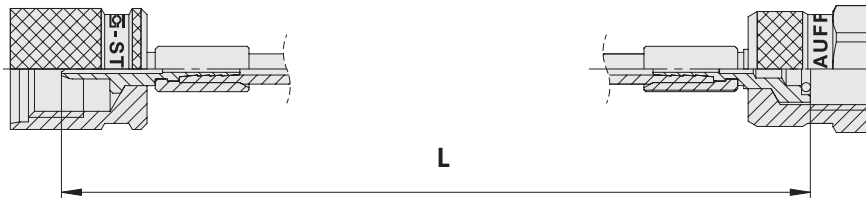
²Special thread: buttress thread S12,65 x 1,5



Dimensional drawings: All dimensions in mm (in).



Ordering Codes STAUFF Test Hose



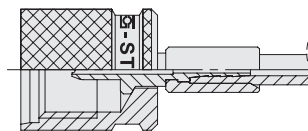
| | | | | | | |
|---|-----------|-------------------------------|--|--|--|--|
| SMS¹ | 20 | / M | 3000 | A | W3 | |
| Hose End 1 (see page 64 - 69) | | Hose End 2 (see page 64 - 69) | | Length | DN | Material Hose End |
| 20 | A | J | only specify when 2 different hose ends are required | Length mm (*see L above) Standard Length see table below. | A = DN 2 400 bar / 5802 PSI B = DN 2 630 bar / 9137 PSI C ² = DN 4 340 bar / 4931 PSI D ² = DN 4 630 bar / 9137 PSI | Standard hose end material is Steel 11 S Mn Pb 30 (1.0718), zinc/nickel-plated = W3 Type 15: Steel, <u>black</u> zinc/nickel-plated = W3 Stainless Steel: V2A (1.4305/AISI 303) = W4, on request V4A (1.4571/AISI 316Ti) = W5, on request |
| 15 | S | D | | | | |
| 12 | K | B | | | | |
| 10 | L | U | | | | |
| M | G | P | | | | |
| N | F | etc. | | | | |
| W | C | | | | | |
| ¹ for gaseous media type SGS - Test hoses are perforated | | | | | | |
| ² Type C and D - are perforated | | | | | | |

C

| Standard Length L* | |
|--------------------|--------|
| mm | in |
| 200 | 7.87 |
| 400 | 15.75 |
| 630 | 24.80 |
| 800 | 31.50 |
| 1000 | 39.37 |
| 1500 | 59.06 |
| 2000 | 78.74 |
| 2500 | 98.43 |
| 3200 | 125.98 |
| 4000 | 157.48 |



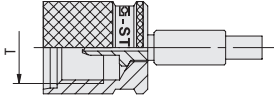
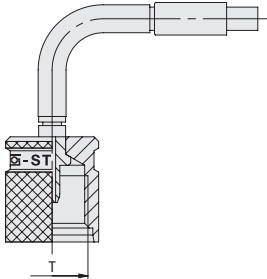
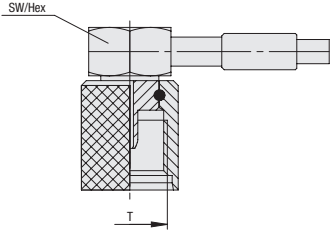

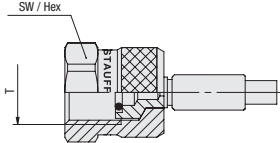
Ordering Codes Hose End



| | | | |
|-----------------------------|-----------|----------------------|--|
| HE | 20 | A | W3 |
| Hose End (see page 64 - 69) | | DN | Material Hose End |
| 20 | A | J | Standard hose end material is Steel 11 S Mn Pb 30 (1.0718), zinc/nickel-plated = W3 Type 15: Steel, <u>black</u> zinc/nickel-plated = W3 Stainless Steel: V2A (1.4305/AISI 303) = W4, on request V4A (1.4571/AISI 316Ti) = W5, on request |
| 15 | S | D | |
| 12 | K | B | |
| 10 | L | U | |
| M | G | P | |
| N | F | etc. | |
| W | C | | |
| | | A = DN 2 C = DN 4 | |

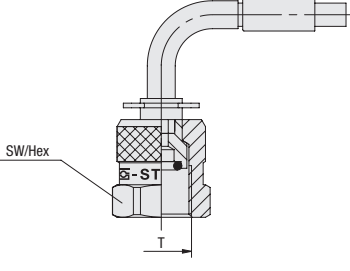
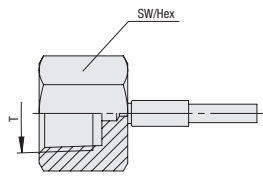
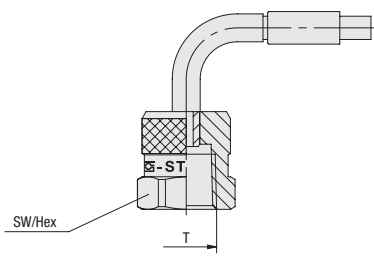
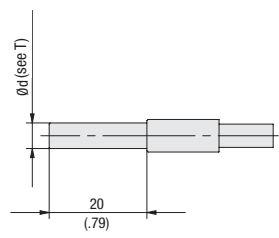
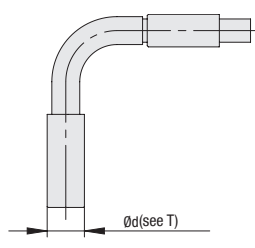


STAUFF Hose End

| Hose End | Description | T | Hex (mm / in) | DN | Working Pressure (bar / psi) ¹ | Type |
|---|---|----------------|------------------|---------------|--|------------|
|  | STAUFF-Test Screw-type suitable for test points | M16 x 2 | 2 and 4 | 630 / 9137 | | 20 |
| | | M16 x 1,5 | | | | 15 |
| | | S12,65 x 1,5 | | | | 12 |
|  | STAUFF-Test Screw-type 90° elbow suitable for test points | M16 x 2 | 2 | 630 / 9137 | | 20 |
| | | M16 x 1,5 | | | | 0 15 |
| | | S12,65 x 1,5 | | | | 12 |
|  | STAUFF-Test Screw-type 90° elbow suitable for test points (short wire version) | M16 x 2 | 17 .67 | 2 | 630 / 9137 | 20 |
| | | M16 x 1,5 | | | | OX 15 |
| | | S12,65 x 1,5 | | | | 12 |
|  | STAUFF-Test Plug in-type | Plug In System | | 2 | 400 / 5801 | 10 |
|  | Gauge adaptor BSP-thread for G3/8, G1/2, M14 x 1,5 and M20 x 1,5 swivel nut like type N | G1/4 | 19 .75 | 2 and 4 | 630 / 9137 | 1/4 |
| | | G1/2 | | | | 27 1.06 |
| | | G3/8 | 22 .87 | 2 | 630 / 9137 | M 3/8 |
| | | M14 x 1,5 | 19 .75 | | | 14 |
| | | M20 x 1,5 | 27 1.06 | | | 20 |

¹The indicated working pressure applies only to the Hose End. The actual working pressure depends on the Test Hose used.



| Hose End | Description | T | Hex (mm / in) | DN | Working Pressure (^{bar} / ^{PSI}) ¹ | Type | |
|---|---|-------------|------------------|---------|--|------|----|
|  | 90° elbow gauge adaptor BSP-thread for G1/2 swivel nut like type N | G1/4 | 19 .75 | 2 and 4 | 630 / 9137 | W | |
| | | G1/2 | 27 1.06 | | | | |
|  | Gauge adaptor NPT-thread for 1/4 NPT swivel nut like type M | 1/4 NPT | 19 .75 | 2 | | N | |
| | | 1/2 NPT | 27 1.06 | | | | |
|  | 90° elbow gauge adaptor NPT-thread for 1/2 NPT swivel nut like type N | 1/4 NPT | 19 .75 | 2 and 4 | | A | |
| | | 1/2 NPT | 27 1.06 | | | | |
|  | Standpipe for compression ring fittings according to ISO 8434-1 / DIN 2353 Note: Standpipe version is not in accordance with the state of the art. Use at own risk. We recommend the use of the series K, R or L. | 4 LL | | 2 | 100 / 1450 | S | |
| | | 6 L - 6 S | | 2 and 4 | 630 / 9137 | | 06 |
| | | 8 L - 8 S | | | | | 08 |
| | | 10 L - 10 S | | 12 | | | |
| | | 12 L - 12 S | 2 | 1/4 | | | |
| | | 1/4 | 2 and 4 | 1/4 | | | |
|  | Standpipe for compression ring fittings according to ISO 8434-1 / DIN 2353 90° elbow Note: Standpipe version is not in accordance with the state of the art. Use at own risk. We recommend the use of the series K, R or L. | 6 L - 6 S | | 2 and 4 | 630 / 9137 | SG | |
| | | 8 L - 8 S | | | | | 08 |

¹ The indicated working pressure applies only to the Hose End. The actual working pressure depends on the Test Hose used.



STAUFF Hose End

| Hose End | Description | T | Hex (mm/in) | DN | Working Pressure (^{bar} /PSI) ¹ | Type | |
|----------|---|-----------|----------------|---------|---|------------|-----|
| | Seal with O-ring for 24° cone fitting according to ISO 8434-1 / DIN 2353 c/w swivel nut | M12 x 1,5 | 14 .55 | 2 and 4 | 315 / 4568 | K | 06L |
| | | M14 x 1,5 | 17 .67 | | | | 08L |
| | | M16 x 1,5 | 19 .75 | | | | 10L |
| | | M18 x 1,5 | 22 .87 | | | | 12L |
| | | M14 x 1,5 | 17 .67 | | 2 and 4 | 630 / 9137 | 06S |
| | | M16 x 1,5 | 19 .75 | | | | 08S |
| | | M18 x 1,5 | 22 .87 | | | | 10S |
| | | M20 x 1,5 | 24 .94 | | | | 12S |
| | Seal with O-ring for 24° cone fitting according to ISO 8434-1 / DIN 2353 c/w swivel nut 45° elbow | M12 x 1,5 | 14 .55 | 2 and 4 | 315 / 4568 | R | 06L |
| | | M14 x 1,5 | 14 .67 | | | | 06S |
| | Seal with O-ring for 24° cone fitting according to ISO 8434-1 / DIN 2353 c/w swivel nut 90° elbow | M12 x 1,5 | 14 .55 | 2 and 4 | 315 / 4568 | L | 06L |
| | | M14 x 1,5 | 17 .67 | | | | 08L |
| | | M16 x 1,5 | 19 .75 | | | | 10L |
| | | M14 x 1,5 | 17 .67 | | 630 / 9137 | | 06S |
| | | M16 x 1,5 | 19 .75 | | | | 08S |
| | | M18 x 1,5 | 24 .94 | | | | 10S |
| | Male thread according to DIN 3852-B | M12 x 1,5 | 17 .67 | 2 and 4 | 630 / 9137 | G | 12 |
| | | G1/8 | 14 .55 | | 400 / 5801 | | 1/8 |
| | | G1/4 | 19 .75 | | 630 / 9137 | | 1/4 |
| | | G1/2 | 27 1.06 | | 630 / 9137 | | 1/2 |
| | Male thread NPT according to ANSI-standard | 1/8 NPT | 13 .51 | 2 and 4 | 400 / 5801 | F | 1/8 |
| | | 1/4 NPT | 17 .67 | | 630 / 9137 | | 1/4 |

¹The indicated working pressure applies only to the Hose End. The actual working pressure depends on the Test Hose used.



| Hose End | Description | T | Hex (mm/in) | DN | Working Pressure (bar/psi) ¹ | Type |
|-----------|--|-------------|----------------|---------|--|--------|
| | Male thread for 24° cone fitting according to ISO 8434-1 / DIN 2353 | M12 x 1,5 | 14 .55 | 2 and 4 | 315 / 4568 | 06L |
| | | M14 x 1,5 | 17 .67 | | | 08L |
| | | M14 x 1,5 | 17 .67 | | 630 / 9137 | 06S |
| | | M16 x 1,5 | 17 .67 | | | 08S |
| | Male thread according to SAE J 514 | 7/16-20 UNF | 14 .55 | 2 and 4 | 350 / 5076 | J 1/4 |
| | | 1/2-20 UNF | 14 .55 | | | J 5/16 |
| | | 9/16-18 UNF | 17 .67 | | | J 3/8 |
| | Universal sealing head with swivel nut for 24° cone fitting according to ISO 8434-1 / DIN 2353 | M12 x 1,5 | 14 .55 | 2 and 4 | 315 / 4568 | D 06L |
| | | M14 x 1,5 | 17 .67 | | | D 08L |
| | | M16 x 1,5 | 19 .75 | | | D 10L |
| | | M18 x 1,5 | 22 .87 | | 630 / 9137 | D 12L |
| | | M14 x 1,5 | 17 .67 | | | D 06S |
| | | M16 x 1,5 | 19 .75 | | | D 08S |
| | | M18 x 1,5 | 22 .87 | | | D 10S |
| M20 x 1,5 | 24 .94 | D 12S | | | | |
| | Universal sealing head with swivel nut for 24° cone fitting according to ISO 8434-1 / DIN 2353 90° elbow | M16 x 1,5 | 19 .75 | 2 and 4 | 315 / 4568 | Q 10L |
| | | M18 x 1,5 | 22 .87 | | | Q 10S |
| | Sealing head with swivel nut for cone fitting according to DIN EN 560 | G1/8 | 12 .47 | 2 and 4 | / | B 1/8 |
| | | G1/4 | 17 .67 | | | B 1/4 |

¹ The indicated working pressure applies only to the Hose End. The actual working pressure depends on the Test Hose used.



STAUFF Hose End

| Hose End | Description | T | Hex (mm / in) | DN | Working Pressure (^{bar} / ^{PSI}) ¹ | Type |
|----------|--|-------------|------------------|---------|--|--------|
| | Sealing head with swivel nut according to SAE J 514 37° cone | 7/16–20 UNF | 14 .55 | 2 and 4 | 350 / 5076 | 1/4 |
| | | 1/2–20 UNF | 17 .67 | | | 5/16 |
| | | 9/16–18 UNF | 19 .75 | | | 3/8 |
| | Sealing head with swivel nut according to SAE J 516 45° cone | 7/16–20 UNF | 14 .55 | 2 | | UR 1/4 |
| | Sealing head with swivel nut according to SAE J 516 37° cone 90° elbow | 7/16–20 UNF | 14 .55 | 2 and 4 | 350 / 5076 | E 1/4 |
| | Sealing head with swivel nut according to SAE J 516 45° cone 90° elbow | 7/16–20 UNF | 14 .55 | 2 | | ER 1/4 |
| | Test hose for air brake systems according to ISO 3583 | M16 x 1,5 | 19 .75 | 2 | | P 02 |

¹The indicated working pressure applies only to the Hose End. The actual working pressure depends on the Test Hose used.

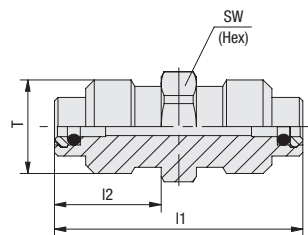


| Hose End | Description | T | Hex (mm / in) | DN | Working Pressure (^{bar} / ^{PSI}) ¹ | Type |
|-------------|--|-------------|------------------|---------|--|---------|
| | Sealing head with swivel nut 60° cone | G1/4 | 17 .67 | 2 and 4 | 630 / 9137 | H 1/4 |
| | Screw-type ORFS according to SAE J 1453 | 9/16-18 UNF | 17 .67 | 2 | | T 9/16 |
| 11/16-16 UN | | 21 .83 | T 11/16 | | | |
| | Screw-type ORFS according to SAE J 1453 90° elbow | 11/16-16 UN | 21 .83 | 2 and 4 | | V 11/16 |
| | Hose end with integrated check valve | M16 x 2 | | 2 | 630 / 9137 | RV 20 |
| M16 x 1,5 | | RV 15 | | | | |

¹ The indicated working pressure applies only to the Hose End. The actual working pressure depends on the Test Hose used.



Hose Connector SSV



Ordering Codes

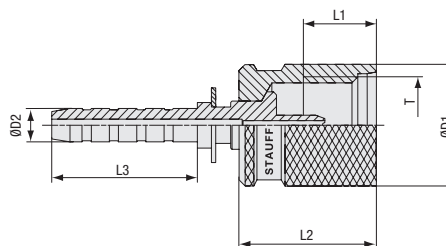
SSV-20*-W3

| | | |
|-----------------|---|------------|
| * Type | Hose Connector | SSV |
| * Series | STAUFF Test 20 | -20 |
| | STAUFF Test 15 | -15 |
| | STAUFF Test 12 | -12 |
| * Material Code | Steel, zinc/nickel-plated | -W3 |
| | Stainless Steel V2A - 1.4305 (AISI 303) | -W4 |
| | Stainless Steel V4A - 1.4571 (AISI 316 Ti) | -W5 |

| Thread | Dimensions (mm/in) | | | Hex | Weight (kg/lbs) ca. per 100 | Ordering Codes (Standard Option) |
|--------------|-----------------------|------|-----|-------|-----------------------------------|-------------------------------------|
| | I1 | I2 | | | | |
| M16 x 2 | 42,5 | 18,5 | 17 | 4,60 | SSV-20-W3 | |
| | 1.67 | .73 | .67 | 10.12 | | |
| M16 x 1,5 | 42,5 | 18,5 | 17 | 4,79 | SSV-15-W3 | |
| | 1.67 | .73 | .67 | 10.54 | | |
| S12,65 x 1,5 | 31 | 12,5 | 14 | 2,50 | SSV-12-W3 | |
| | 1.22 | .49 | .55 | 5.50 | | |

Alternative materials and surface finishings are available upon request. Contact STAUFF for further information.

Sampling Hose Adaptor SHA



Ordering Codes

SHA-20*-5.5MM*-W3


| | | |
|-----------------|---|---------------|
| * Type | Sampling Hose Adaptor | SHA |
| * Series | STAUFF Test 20 | -20 |
| * Size | Hose nipples | -5.5MM |
| * Material Code | Steel, zinc/nickel-plated | -W3 |
| | Stainless Steel V2A - 1.4305 (AISI 303) | -W4 |
| | Stainless Steel V4A - 1.4571 (AISI 316 Ti) | -W5 |

| Dimensions (mm/in) | | | | | | Weight (kg/lbs) ca. per 100 | Ordering Codes (Standard Option) |
|-----------------------|-----|-----|-----|-----|---------|-----------------------------------|-------------------------------------|
| Ød1 | Ød2 | I1 | I2 | I3 | T | | |
| 22 | 5,5 | 13 | 23 | 24 | M16 x 2 | 3,36 | SHA-20-5.5MM-W3 |
| .87 | .22 | .51 | .91 | .94 | | 7.39 | |

Alternative materials and surface finishings are available upon request. Contact STAUFF for further information.

Dimensional drawings: All dimensions in mm (in).







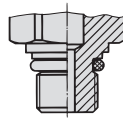
| | |
|---------------------------------------|----------------|
| Port Dimensions and Seal Types | 74 - 77 |
| Type A | 74 |
| Type B | 75 |
| Type C | 75 |
| Type D | 76 |
| Type E | 77 |



Port Dimensions and Seal Types

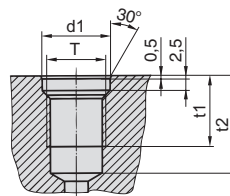
D

Type A



with O-ring

Factory standard



Port Factory standard

Type A

Dimensions

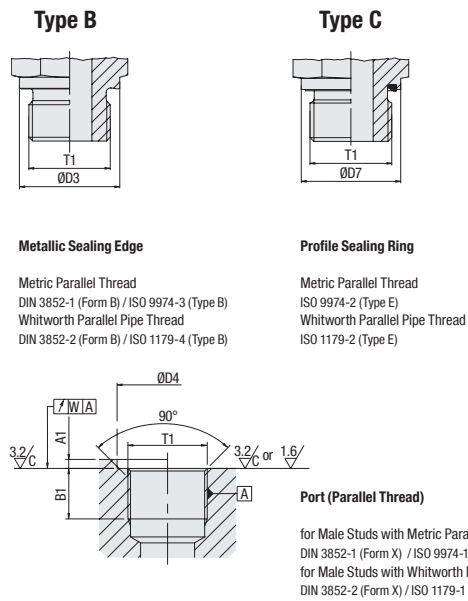
(mm/in)

| Thread T | d1 +0,1 | t1 min. | t2 min. |
|----------|-------------|-----------|-------------|
| M8 x 1 | 9,5 .37 | 11 .43 | 15,5 .61 |
| M10 x 1 | 11,5 .45 | 12 .47 | 16,5 .64 |

Dimensional drawings: All dimensions in mm (in).



Port Dimensions and Seal Types


Dimensions

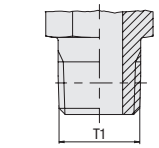
| Thread T1 ¹ | D3 | D7 _{-0,2} | D4 small _{min} | D4 wide _{min} | A1 _{max} | B1 _{min} | W |
|------------------------|------------|--------------------|-------------------------|------------------------|-------------------|-------------------|--------------|
| M 10 x 1 | 14 .55 | 13,9 .55 | 15 .59 | 20 .79 | 1 .04 | 8 .31 | 0,1 .0039 |
| M 12 x 1,5 | 17 .67 | 16,9 .67 | 18 .71 | 25 .98 | 1,5 .06 | 12 .47 | 0,1 .0039 |
| M 14 x 1,5 | 19 .75 | 18,9 .74 | 20 .79 | 25 .98 | 1,5 .06 | 12 .47 | 0,1 .0039 |
| M 16 x 1,5 | 21 .83 | 21,9 .86 | 23 .91 | 28 1.10 | 1,5 .06 | 12 .47 | 0,1 .0039 |
| M 18 x 1,5 | 23 .91 | 23,9 .94 | 25 .98 | 30 1.18 | 2 .08 | 12 .47 | 0,1 .0039 |
| M 20 x 1,5 | 24 .94 | 25,9 1.02 | 27 1.06 | 34 1.34 | 2 .08 | 14 .55 | 0,1 .0039 |
| M 22 x 1,5 | 27 1.06 | 26,9 1.06 | 28 1.10 | 34 1.34 | 2,5 .10 | 14 .55 | 0,1 .0039 |
| G 1/8 A | 14 .55 | 13,9 .55 | 15 .59 | 19 .75 | 1 .04 | 8,5 .33 | 0,1 .0039 |
| G 1/4 A | 18 .71 | 18,9 .74 | 20 .79 | 25 .98 | 1,5 .06 | 12,5 .49 | 0,1 .0039 |
| G 3/8 A | 22 .87 | 21,9 .86 | 23 .91 | 28 1.10 | 2 .08 | 12,5 .49 | 0,1 .0039 |
| G 1/2 A | 26 1.02 | 26,9 1.06 | 28 1.10 | 34 1.34 | 2,5 .10 | 15 .59 | 0,1 .0039 |

¹ Appendix A in the thread description does not apply to (female) threaded ports.


Port Dimensions and Seal Types

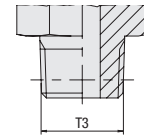
D

Type D



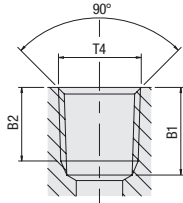
Taper Thread

National Pipe Thread (NPT)
ANSI/ASME B1.20.1-1983



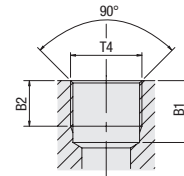
Taper Thread

Metric Taper Thread
DIN 3852-1 (Form C)
Whitworth Taper Pipe Thread
DIN 3852-2 (Form C)



Port (Taper Thread)

for Male Studs with National Pipe NPT Thread
ANSI/ASME B1.20.1-1983



Port (Parallel Thread)

for Male Studs with Metric Taper Thread
DIN 3852-1 (Form Z)
for Male Studs with Whitworth Taper Pipe Thread
DIN 3852-2 (Form Z)

Dimensions

(mm/in)

| Thread T1 | Thread T3 | Thread T4 | B1 _{min} | B2 _{min} |
|------------|------------|------------|-------------------|-------------------|
| 1/8-27 NPT | | 1/8-27 NPT | | 6,9 .27 |
| 1/4-18 NPT | | 1/4-18 NPT | | 10 .39 |
| 1/2-14 NPT | | 1/2-14 NPT | | 13,6 .54 |
| | R 1/8 keg. | Rp 1/8 | 8,5 .33 | 5,5 .22 |
| | R 1/4 keg. | Rp 1/4 | 12,5 .49 | 8,5 .33 |
| | R 3/8 keg. | Rp 3/8 | 12,5 .49 | 8,5 .33 |
| | R 1/2 keg. | Rp 1/2 | 16,5 .65 | 10,5 .41 |

Suitable liquid / plastic sealant required to achieve leak-tightness.

Dimensional drawings: All dimensions in mm (in).



Port Dimensions and Seal Types

Type E

O-ring without Retaining Ring (Non-Adjustable)

Metric Parallel Thread
ISO 6149-2/-3
UN/UNF Thread
ISO 11926-2/-3

Ports with Metric Parallel Thread marked with M (optional)

Port (Parallel Thread)

for Male Studs with Metric Parallel Thread
ISO 6149-1
for Male Studs with UN/UNF Thread
ISO 11926-1

| Dimensions | | | | | | | | | | |
|------------------------|------|-------------------------|------------------------|---------------------------------|-------------------|--------------------|-------------------|-------------------|------------------|--|
| (mm/in) | | | | | | | | | | |
| Thread T1 ¹ | D5 | D4 small _{min} | D4 wide _{min} | D2 _{+0,1 (UNF: ±0,05)} | A1 _{max} | A2 _{+0,4} | B1 _{min} | B2 _{min} | W _{±1*} | |
| M 10 x 1 | 13,8 | 16 | 20 | 11,1 | 1 | 1,6 | 11,5 | 10 | 12 | |
| | .54 | .63 | .79 | .44 | .04 | .06 | .45 | .39 | .47 | |
| M 12 x 1,5 | 16,8 | 19 | 23 | 13,8 | 1,5 | 2,4 | 14 | 11,5 | 15 | |
| | .66 | .75 | .91 | .54 | .06 | .09 | .55 | .45 | .59 | |
| M 14 x 1,5 | 18,8 | 21 | 25 | 15,8 | 1,5 | 2,4 | 14 | 11,5 | 15 | |
| | .74 | .83 | .98 | .62 | .06 | .09 | .55 | .45 | .59 | |
| M 16 x 1,5 | 21,8 | 24 | 28 | 17,8 | 1,5 | 2,4 | 15,5 | 13 | 15 | |
| | .86 | .94 | 1.10 | .70 | .06 | .09 | .61 | .51 | .59 | |
| M 22 x 1,5 | 26,8 | 29 | 33 | 23,8 | 2 | 2,4 | 18 | 15,5 | 15 | |
| | 1.06 | 1.14 | 1.30 | .94 | .08 | .09 | .71 | .61 | .59 | |
| M 27 x 2 | 31,8 | 34 | 40 | 29,4 | 2 | 3,1 | 22 | 19 | 15 | |
| | 1.25 | 1.34 | 1.57 | 1.16 | .08 | .12 | .87 | .75 | .59 | |
| 5/16-24 UNF-2A | 11,1 | 17 | | 9,1 | 1,6 | 1,9 | 10 | 12 | 12 | |
| | .43 | .66 | | .35 | .06 | .07 | .39 | .47 | .47 | |
| 7/16-20 UNF-2A | 14,4 | 21 | | 12,45 | 1,6 | 2,4 | 14 | 11,5 | 12 | |
| | .57 | .83 | | .49 | .06 | .09 | .55 | .45 | .47 | |
| 1/2-20 UNF-2A | 16 | 23 | | 14,05 | 1,6 | 2,4 | 14 | 11,5 | 12 | |
| | .63 | .91 | | .55 | .06 | .09 | .55 | .45 | .47 | |
| 9/16-18 UNF-2A | 17,6 | 25 | | 15,7 | 1,6 | 2,5 | 15,5 | 12,7 | 12 | |
| | .69 | .98 | | .62 | .06 | .10 | .61 | .50 | .47 | |
| 3/4-16 UNF-2A | 21,8 | 30 | | 20,65 | 2,4 | 2,5 | 17,5 | 14,3 | 15 | |
| | .86 | 1.18 | | .81 | .09 | .10 | .69 | .56 | .59 | |
| 7/8-14 UNF-2A | 26,8 | 34 | | 24,0 | 2,4 | 2,5 | 20 | 16,7 | 15 | |
| | 1,06 | 1.34 | | .94 | .09 | .10 | .79 | .66 | .59 | |

¹ Appendix -2B instead of -2A applies for (female) threaded ports.





Product-Specific Abbreviations 80 - 81


Global Contact Directory 82 - 83



Product-Specific Abbreviations

| Abbreviation | Product Category | Product Description | Page |
|-------------------|------------------------------|---|------|
| EMV | Test Adaptors | Adjustable Gauge Fitting | 59 |
| HE | Test Hoses and Connectors | STAUFF Test Screw-type | 64 |
| HE | Test Hoses and Connectors | STAUFF Test Plug in-type | 64 |
| HE-A | Test Hoses and Connectors | Gauge adaptor NPT-thread, 90° elbow, Hose End | 65 |
| HE-B | Test Hoses and Connectors | Sealing head with swivel nut for cone fitting according to DIN EN 560, Hose Ends | 67 |
| HE-C | Test Hoses and Connectors | Male thread for 24° cone fitting according to ISO 8434-1 / DIN 2353, Hose End | 67 |
| HE-D | Test Hoses and Connectors | Universal sealing head with swivel nut for 24° cone fitting according to ISO 8434-1 / DIN 2353, Hose End | 67 |
| HE-E | Test Hoses and Connectors | Sealing head with swivel nut according to SAE J 516, 37° cone, 90° elbow, Hose End | 68 |
| HE-ER | Test Hoses and Connectors | Sealing head with swivel nut according to SAE J 516, 45° cone, 90° elbow, Hose End | 68 |
| HE-F | Test Hoses and Connectors | Male thread NPT according to ANSI Standard, Hose End | 66 |
| HE-G | Test Hoses and Connectors | Male thread according to DIN 3852-B, Hose End | 66 |
| HE-H | Test Hoses and Connectors | Sealing head with swivel nut, 60° cone, Hose End | 69 |
| HE-J | Test Hoses and Connectors | Male thread according to SAE J 514, Hose End | 67 |
| HE-K | Test Hoses and Connectors | Seal with O-ring for 24° cone fitting according to ISO 8434-1 / DIN 2353, c/w swivel nut, Hose End | 66 |
| HE-L | Test Hoses and Connectors | Seal with O-ring for 24° cone fitting according to ISO 8434-1 / DIN 2353, c/w swivel nut, 90° elbow, Hose End | 66 |
| HE-M | Test Hoses and Connectors | Gauge adaptor BSP-thread, Hose End | 64 |
| HE-N | Test Hoses and Connectors | Gauge adaptor NPT-thread, Hose End | 65 |
| HE-O | Test Hoses and Connectors | STAUFF Test Screw-type, 90° elbow, suitable for test points, Hose End | 64 |
| HE-OX | Test Hoses and Connectors | STAUFF Test Screw-type, 90° elbow, suitable for test points (short wire version), Hose End | 64 |
| HE-P | Test Hoses and Connectors | Test hose for air brake systems, Hose End | 68 |
| HE-Q | Test Hoses and Connectors | Universal sealing head with swivel nut for 24° cone fitting according to ISO 8434-1 / DIN 2353, 90° elbow, Hose End | 67 |
| HE-R | Test Hoses and Connectors | Seal with O-ring for 24° cone fitting according to ISO 8434-1 / DIN 2353, c/w swivel nut, 45° elbow, Hose End | 66 |
| HE-RV | Test Hoses and Connectors | Hose End with integrated check valve, Hose End | 69 |
| HE-S | Test Hoses and Connectors | Standpipe for compression ring fittings according to ISO 8434-1 / DIN 2353, Hose End | 65 |
| HE-SG | Test Hoses and Connectors | Standpipe for compression ring fittings according to ISO 8434-1 / DIN 2353, 90° elbow, Hose End | 65 |
| HE-T | Test Hoses and Connectors | Screw-type ORFS according to SAE J 1453, Hose End | 69 |
| HE-U | Test Hoses and Connectors | Sealing head with swivel nut according to SAE J 514, 37° cone, Hose End | 68 |
| HE-UR | Test Hoses and Connectors | Sealing head with swivel nut according to SAE J 516, 45° cone, Hose End | 68 |
| HE-V | Test Hoses and Connectors | Screw-type ORFS according to SAE J 1453, 90° elbow, Hose End | 69 |
| HE-W | Test Hoses and Connectors | Gauge adaptor BSP-thread, 90° elbow, Hose End | 65 |
| SAD-12 | Test Coupling STAUFF Test 12 | Test Adaptor | 46 |
| SAD-15 | Test Coupling STAUFF Test 15 | Test Adaptor | 38 |
| SAD-20 | Test Coupling STAUFF Test 20 | Test Adaptor | 24 |
| SAS | Test Adaptors | Welding Adaptor | 58 |
| SGS | Test Hoses and Connectors | Test Hose | 63 |
| SGV-JIC Type FM | Test Coupling STAUFF Test 20 | Swivel Run Tee with 37° JIC Connection | 22 |
| SGV-JIC Type FM | Test Coupling STAUFF Test 15 | Swivel Run Tee with 37° JIC Connection | 37 |
| SGV-JIC Type FM | Test Coupling STAUFF Test 12 | Swivel Run Tee with 37° JIC Connection | 45 |
| SHA | Test Hoses and Connectors | Sampling Hose Adaptor | 70 |
| SKK-12 | Test Coupling STAUFF Test 12 | Test Coupling with Male Threaded Stud | 42 |
| SKK-12 Type G | Test Coupling STAUFF Test 12 | Test Coupling with Straight 24° Fitting | 43 |
| SKK-12 Type K | Test Coupling STAUFF Test 12 | Test Coupling with 24° Taper / O-ring (DKO) | 44 |
| SKK-15 | Test Coupling STAUFF Test 15 | Bulkhead | 37 |
| SKK-20 | Test Coupling STAUFF Test 20 | Test Coupling with Male Threaded Stud | 28 |
| SKK-20 Type G | Test Coupling STAUFF Test 20 | Test Coupling with Straight 24° Fitting | 29 |
| SKK-20 Type K | Test Coupling STAUFF Test 20 | Test Coupling with 24° Taper / O-ring (DKO) | 31 |
| SMA-10 | Test Coupling STAUFF Test 10 | Gauge Adaptor | 50 |
| SMA-12 | Test Coupling STAUFF Test 12 | Gauge Adaptor | 46 |
| SMA-15 | Test Coupling STAUFF Test 15 | Gauge Adaptor | 38 |
| SMA-20 | Test Coupling STAUFF Test 20 | Gauge Adaptor | 25 |
| SMD-12 | Test Coupling STAUFF Test 12 | Direct Gauge Adaptor | 46 |
| SMD-15 | Test Coupling STAUFF Test 15 | Direct Gauge Adaptor | 38 |
| SMD-20 | Test Coupling STAUFF Test 20 | Direct Gauge Adaptor | 25 |
| SMK-10 | Test Coupling STAUFF Test 10 | Test Coupling with Male Threaded Stud | 50 |
| SMK-10 Type G | Test Coupling STAUFF Test 10 | Test Coupling with Straight 24° Fitting | 51 |
| SMK-10 Type K | Test Coupling STAUFF Test 10 | Test Coupling with 24° Taper / O-ring (DKO) | 52 |
| SMK-15 | Test Coupling STAUFF Test 15 | Test Coupling with Male Threaded Stud | 34 |
| SMK-15 Type G | Test Coupling STAUFF Test 15 | Test Coupling with Straight 24° Fitting | 35 |
| SMK-15 Type K | Test Coupling STAUFF Test 15 | Test Coupling with 24° Taper / O-ring (DKO) | 36 |
| SMK-20 | Test Coupling STAUFF Test 20 | Test Coupling with Male Threaded Stud | 16 |
| SMK-20 Type G | Test Coupling STAUFF Test 20 | Test Coupling with Straight 24° Fitting | 17 |
| SMK-20 Type K | Test Coupling STAUFF Test 20 | Test Coupling with 24° Taper / O-ring (DKO) | 19 |
| SMK-20 Type ORFS | Test Coupling STAUFF Test 20 | Test Coupling with ORFS Connection | 23 |
| SMK-20-JIC Type G | Test Coupling STAUFF Test 20 | Test Coupling with Straight 37° JIC Connection | 21 |
| SMK-20-JIC Type K | Test Coupling STAUFF Test 20 | Test Coupling with 37° JIC Connection | 20 |
| SMS | Test Hoses and Connectors | Test Hose | 63 |
| SRS-15 | Test Adaptors | Thread Adaptor | 57 |
| SRS-20 | Test Adaptors | Thread Adaptor | 56 |
| SSK-20 | Test Coupling STAUFF Test 20 | Bulkhead | 24 |
| SSKK-12 | Test Coupling STAUFF Test 12 | Bulkhead | 45 |
| SSV | Test Hoses and Connectors | Hose Connector | 70 |





Global Contact Directory

STAUFF products and services are globally available through wholly-owned subsidiaries and a tight network of authorised distributors and representatives in all major industrial regions of the world.

Contact information on this page may be subject to changes and additions over time. Frequently updated and complete contact information can always be found at www.stauff.com.

Germany



Walter Stauffenberg GmbH & Co. KG

Im Ehrenfeld 4
58791 Werdohl
Tel.: +49 2392 91 60
Fax: +49 2392 91 61 60
E-Mail: sales@stauff.com
www.stauff.com



Neuenrade-Küntrop Logistics Centre
Wasserburgstraße 35
58809 Neuenrade



Plettenberg-Ohle Production Site
Lennastraße 2
58840 Plettenberg



Voswinkel GmbH

Neugrünenthal
58540 Meinerzhagen
Tel.: +49 2354 70 50
Fax: +49 2354 70 51 50
E-Mail: info@voswinkel.net
www.voswinkel.net

Europe

France

STAUFF S.A.S.

230, Avenue du Grain d'Or
Z.I. de Vineuil - Blois Sud
41354 Vineuil-cedex
Tel.: +33 2 54 50 55 50
Fax: +33 2 54 42 29 19
E-Mail: direction@stauffsa.com
www.stauff.fr

Ireland

STAUFF UK Ltd.

Block B, 9 Ferguson Drive
Knockmore Hill Industrial Estate
Lisburn, County Antrim, BT28 2EX
Tel.: +44 2892 60 69 00
Fax: +44 2892 60 26 88
E-Mail: sales@stauffireland.com
www.stauff.co.uk

Italy

STAUFF Italia s.r.l

Via Borima 21 (Frazione Borima)
23867 Suello (LC)
Tel.: +39 031 65 84 94
Fax: +39 031 65 50 05
E-Mail: sales@stauff.it
www.stauff.it

Poland

STAUFF Polska Sp. z o.o.

Miszewko 43 A
80-297 Banino
Tel.: +48 58 660 11 60
Fax: +48 58 629 79 52
E-Mail: sales@stauff.pl
www.stauff.pl

Russian Federation

STAUFF LLC

Building 1
19, Leninskaya Sloboda
Moscow, 115280
Tel.: +7 495 276 16 50
Fax: +7 495 276 16 51
E-Mail: sales@stauff.ru
www.stauff.ru

United Kingdom

STAUFF UK Ltd.

500, Carlisle Street East
Off Downgate Drive
Sheffield, S4 8BS
Tel.: +44 114 251 85 18
Fax: +44 114 251 85 19
E-Mail: sales@stauff.co.uk
www.stauff.co.uk

STAUFF UK Ltd.

Badentoy Avenue
Badentoy Industrial Estate
Portlethen, Aberdeen, AB12 4YB
Tel.: +44 1224 78 61 66
Fax: +44 1224 78 61 77
E-Mail: sales@stauffscotland.co.uk
www.stauff.co.uk

STAUFF UK Ltd.

Unit 9, Southampton Trade Park
Third Avenue, Millbrook
Southampton, SO15 0AD
Tel.: +44 2380 69 87 00
Fax: +44 2380 69 87 01
E-Mail: sales@stauffsouthampton.co.uk
www.stauff.co.uk

Further branch offices in
Engels, Volzhskiy, Magnitogorsk,
Nizhny Novgorod and St. Petersburg.

North America

Canada

STAUFF Canada Ltd.

866 Milner Avenue
Scarborough
Ontario M1B 5N7
Tel.: +1 416 282 46 08
Fax: +1 416 282 30 39
E-Mail: sales@stauffcanada.com
www.stauffcanada.com

United States

STAUFF Corporation

7 Wm. Demarest Place
Waldwick, 07463-1542
New Jersey
Tel.: +1 201 444 78 00
Fax: +1 201 444 78 52
E-Mail: sales@stauffusa.com
www.stauffusa.com

Further branch office in
Canton, Michigan.

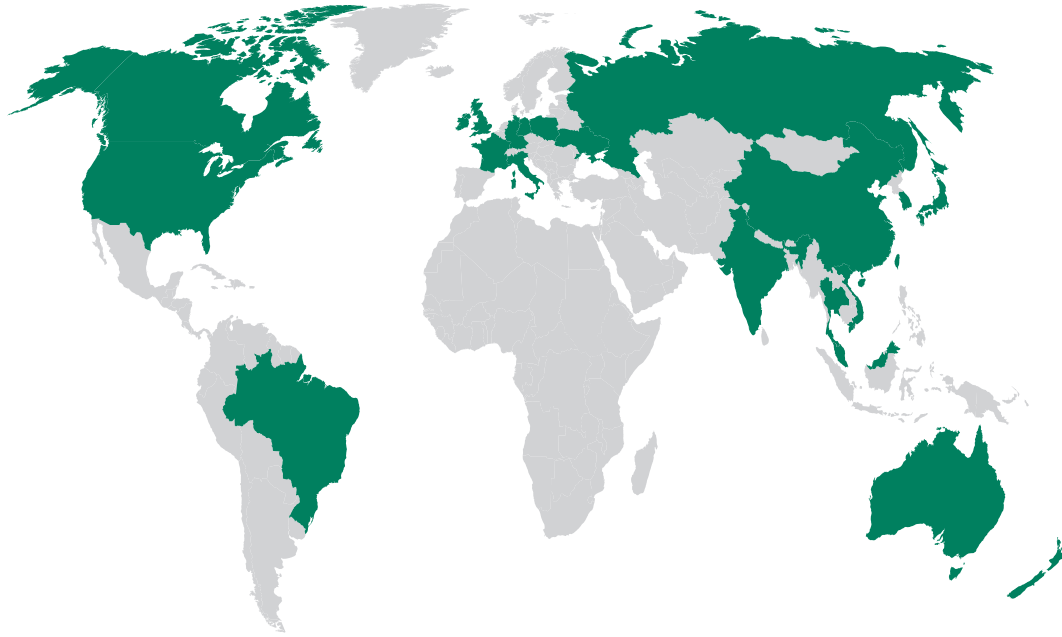
South America

Brazil

STAUFF Brasil Ltda.

Avenida Gupê 10767
Galpão 2 - Bloco A
Barueri, São Paulo, CEP 06422-120
Tel.: +55 11 47 72 72 00
Fax: +55 11 47 72 72 10
E-Mail: stauff@stauffbrasil.com
www.stauffbrasil.com





Asia

China

STAUFF CHINA

Building 1, No. 128, Die Qiao Road
Jushuo Industrial Zone, Kang Qiao
Shanghai, 201319
Tel.: +86 21 68 18 70 00
Fax: +86 21 68 18 71 36
E-Mail: info@stauff.com.cn
www.stauff.com.cn

Further branch offices in Beijing,
Changsha, Chengdu, Changchun,
Chongqing, Jinan, Harbin, Guangzhou,
Shenyang, Wuhan, Xian and Xuzhou.

India

STAUFF India Pvt. Ltd.

Gat no. 26/1 & 27, Sanghar Warehousing
Pune - Nagar Road
Lonikand - 412216
Tel.: +91 20 6731 4900
Fax: +91 20 6731 4905
E-Mail: sales@stauffindia.com
www.stauffindia.com

Korea

STAUFF Korea Ltd.

105, Hwajeonsandan 5-ro
Gangseo-gu
Busan, 46739
Tel.: +82 51 266 6666
Fax: +82 51 266 8866
E-Mail: info@stauff.co.kr
www.stauff.co.kr

Malaysia

STAUFF South East Asia Sdn Bhd

No. 8, Jalan SS13/6A
Subang Jaya Industrial Estate
47500 Subang Jaya
Tel.: +60 3 5637 78 88
Fax: +60 3 5636 78 90
E-Mail: sales@stauff.com.my
www.stauff.com.my

Thailand

STAUFF (Thailand) Co., Ltd.

10 Soi On-Nut 74/4
Pravet District
Bangkok 10250
Tel.: +66 2 721 73 23 / 24
Fax: +66 2 721 73 35
E-Mail: sales@stauff.co.th
www.stauff.co.th

Vietnam

STAUFF Vietnam Ltd.

2nd Floor, CT-IN Building
#435 Hoang Van Thu Street
Tan Binh District, Ho Chi Minh City
Tel.: +84 8 3948 10 41 / 42
Fax: +84 8 3948 10 44
E-Mail: sales@stauff.com.vn
www.stauff.com.vn

Oceania

Australia

STAUFF Corporation Pty Ltd

24-26 Doyle Avenue
Unanderra NSW 2526
Tel.: +61 2 4271 9000
Fax: +61 2 4271 8432
E-Mail: sales@stauff.com.au
www.stauff.com.au

Further branch offices in
Adelaide, Brisbane, Melbourne
and Sydney.

New Zealand

STAUFF Corporation (NZ) Ltd.

Unit D, 103 Harris Road
East Tamaki, Auckland 2013
Tel.: +64 9 271 48 12
Fax: +64 9 271 48 32
E-Mail: sales@stauff.co.nz
www.stauff.co.nz



Introduction

Test Couplings

Test Adaptors

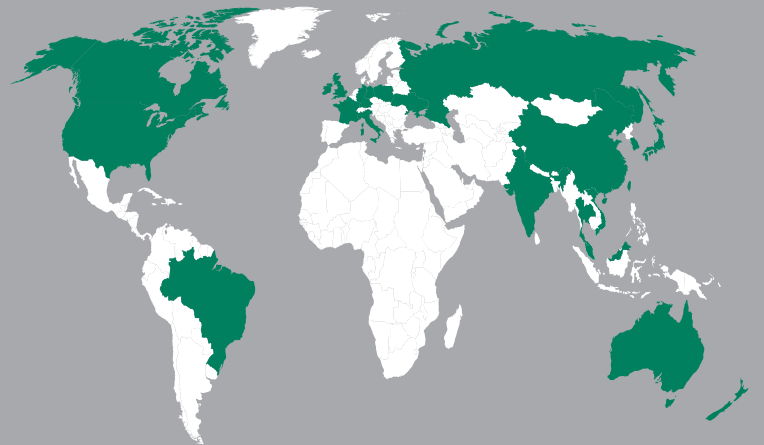
Test Hoses and Connectors

Technical Appendix

Appendix



Catalogue 7 STAUFF Test



Germany

Walter Stauffenberg GmbH & Co. KG
Im Ehrenfeld 4
58791 Werdohl
Tel.: +49 2392 91 60
Fax: +49 2392 91 61 60
E-Mail: sales@stauff.com

STAUFF products and services are globally available through wholly-owned subsidiaries and a tight network of authorised distributors and representatives in all major industrial regions of the world.

You can find detailed contact information on the last two pages of this product catalogue or at

www.stauff.com